




**PUBLIC UTILITY COMMISSION OF TEXAS
RETAIL MARKET OVERSIGHT SECTION - ELECTRIC DIVISION
RETAIL ELECTRIC SERVICE RATE COMPARISONS**



**DECEMBER 2004 BILL COMPARISON
MONTHLY BILL COMPARISON**

| MONTHLY BILL AND PERCENTAGE SAVINGS OFF OF PTB | | | | | | | | | |
|--|---|--------------|-----------|---------------|-----------|---------------|-----------|---------------|-----------|
| TDU Service Area | Retail Electric Provider | 500 kWh | % savings | 1000 kWh | % savings | 1500 kWh | % savings | 2000 kWh | % savings |
| TXU | TXU ENERGY SERVICES - Price to Beat | 57.82 | | 103.98 | | 148.56 | | 193.14 | |
| | ACN ENERGY | 57.20 | 1% | 109.45 | -5% | 161.70 | -9% | 213.95 | -11% |
| | CIRRO CORP | 51.61 | 11% | 93.26 | 10% | 137.34 | 8% | 181.41 | 6% |
| | DIRECT ENERGY | 53.00 | 8% | 101.00 | 3% | 149.00 | 0% | 197.00 | -2% |
| | ECONergy | 49.95 | 14% | 94.95 | 9% | 139.95 | 6% | 184.95 | 4% |
| | ENTERGY SOLUTIONS | 54.20 | 6% | 103.70 | 0% | 153.20 | -3% | 202.70 | -5% |
| | FIRST CHOICE POWER | 56.45 | 2% | 107.95 | -4% | 159.45 | -7% | 210.95 | -9% |
| | GEXA ENERGY | 49.14 | 15% | 88.54 | 15% | 127.94 | 14% | 167.34 | 13% |
| | GREEN MOUNTAIN ENERGY (100% renewable power) | | | | | | | | |
| | <i>Pollution Free</i> | 57.59 | 0% | 109.84 | -6% | 162.09 | -9% | 214.34 | -11% |
| | <i>100% Wind</i> | 62.59 | -8% | 119.84 | -15% | 177.09 | -19% | 234.34 | -21% |
| | RELIANT ENERGY | | | | | | | | |
| | <i>Better Savings</i> | 54.93 | 5% | 98.78 | 5% | 141.13 | 5% | 183.48 | 5% |
| | <i>Renewable</i> | 57.82 | 0% | 103.98 | 0% | 148.56 | 0% | 193.14 | 0% |
| | <i>Better Savings 12 month</i> | 53.77 | 7% | 96.69 | 7% | 138.15 | 7% | 179.61 | 7% |
| UTILITY CHOICE ELECTRIC | 50.95 | 12% | 91.45 | 12% | 131.95 | 11% | 172.45 | 11% | |

This information is compiled and provided by the Public Utility Commission of Texas from publicly available information from the Retail Electric Providers and PUC approved price to beat rates. The bill shown on this sheet was compiled from the terms of service of the REPs and is inclusive of all fixed and variable charges that are expected to be assessed in the month of May. The PUC makes no recommendations with respect to any REP. Although we believe that these prices are accurate, the PUC makes no warranty that the prices in this table are currently being offered. Additionally, the bills under price to beat service increase significantly during summer months due to seasonal rates. Please contact the relevant REP for their current pricing offers and terms of service. Information on how to select a REP and contact information for REPs is located at www.powertochoose.org.



**PUBLIC UTILITY COMMISSION OF TEXAS
RETAIL MARKET OVERSIGHT SECTION - ELECTRIC DIVISION
RETAIL ELECTRIC SERVICE RATE COMPARISONS**




**DECEMBER 2004 BILL COMPARISON
MONTHLY BILL COMPARISON**

MONTHLY BILL AND PERCENTAGE SAVINGS OFF OF PTB

| TDU Service Area | Retail Electric Provider | 500 kWh | % savings | 1000 kWh | % savings | 1500 kWh | % savings | 2000 kWh | % savings |
|---|---|---------|-----------|----------|-----------|----------|-----------|----------|-----------|
| Reliant Energy HL&P (Centerpoint Energy) | RELIANT ENERGY - Price to Beat | 52.22 | | 105.13 | | 149.57 | | 194.01 | |
| | ACN ENERGY | 60.70 | -16% | 116.45 | -11% | 172.20 | -15% | 227.95 | -17% |
| | CIRRO CORP | 55.95 | -7% | 106.40 | -1% | 152.15 | -2% | 197.90 | -2% |
| | DIRECT ENERGY | 54.50 | -4% | 104.00 | 1% | 153.50 | -3% | 203.00 | -5% |
| | ECONnergy | 50.95 | 2% | 96.95 | 8% | 142.95 | 4% | 188.95 | 3% |
| | ENTERGY SOLUTIONS | 54.00 | -3% | 108.00 | -3% | 162.00 | -8% | 216.00 | -11% |
| | FIRST CHOICE POWER | 58.95 | -13% | 112.95 | -7% | 166.95 | -12% | 220.95 | -14% |
| | GEXA ENERGY | 52.79 | -1% | 96.49 | 8% | 135.89 | 9% | 183.89 | 5% |
| | GREEN MOUNTAIN ENERGY (100% renewable power) | | | | | | | | |
| | <i>Pollution Free</i> | 58.04 | -11% | 110.49 | -5% | 162.94 | -9% | 215.39 | -11% |
| | <i>100% Wind</i> | 63.04 | -21% | 120.49 | -15% | 177.94 | -19% | 235.39 | -21% |
| | TXU ENERGY SERVICES | 47.31 | 9% | 94.95 | 10% | 134.72 | 10% | 174.49 | 10% |
| | UTILITY CHOICE ELECTRIC | 51.95 | 1% | 94.45 | 10% | 136.95 | 8% | 179.45 | 8% |

This information is compiled and provided by the Public Utility Commission of Texas from publicly available information from the Retail Electric Providers and PUC approved price to beat rates. The bill shown on this sheet was compiled from the terms of service of the REPs and is inclusive of all fixed and variable charges that are expected to be assessed in the month of JUNE. The PUC makes no recommendations with respect to any REP. Although we believe that these prices are accurate, the PUC makes no warranty that the prices in this table are currently being offered. Additionally, the bills under price to beat service increase significantly during summer months due to seasonal rates. Please contact the relevant REP for their current pricing offers and terms of service. Information on how to select a REP and contact information for REPs is located at www.powertochoose.org.



**PUBLIC UTILITY COMMISSION OF TEXAS
RETAIL MARKET OVERSIGHT SECTION - ELECTRIC DIVISION
RETAIL ELECTRIC SERVICE BILL COMPARISONS**



**DECEMBER 2004 BILL COMPARISON
MONTHLY BILL COMPARISON**

MONTHLY BILL AND PERCENTAGE SAVINGS OFF OF PTB


| TDU Service Area | Retail Electric Provider | 500 kWh | % savings | 1000 kWh | % savings | 1500 kWh | % savings | 2000 kWh | % savings |
|------------------|--------------------------|---------|-----------|----------|-----------|----------|-----------|----------|-----------|
|------------------|--------------------------|---------|-----------|----------|-----------|----------|-----------|----------|-----------|

| | | | | | | | | | |
|-------------------------------|--|--------------|-------|---------------|--------|---------------|--------|---------------|-----|
| Texas-New Mexico Power | FIRST CHOICE POWER - Price to Beat | 51.35 | | 107.99 | | 164.63 | | 221.28 | |
| | CIRRO ENERGY | 50.95 | 1% | 96.94 | 10% | 145.57 | 12% | 194.19 | 12% |
| | ENTERGY SOLUTIONS | 53.50 | -4% | 107.00 | 1% | 160.50 | 3% | 214.00 | 3% |
| | GREEN MOUNTAIN ENERGY (100% renewable power) | | | | | | | | |
| | <i>Pollution Free</i> | 57.57 | -12% | 109.97 | -2% | 162.37 | 1% | 214.77 | 3% |
| | <i>100% Wind</i> | 62.57 | -22% | 119.97 | -11% | 177.37 | -8% | 234.77 | -6% |
| | RELIANT ENERGY | | | | | | | | |
| | <i>Better Savings</i> | 48.78 | 5% | 102.59 | 5% | 156.40 | 5% | 210.21 | 5% |
| | <i>Renewable</i> | 51.35 | 0% | 107.99 | 0% | 164.63 | 0% | 221.27 | 0% |
| | <i>Better Savings - 12 month</i> | 47.74 | 7% | 100.42 | 7% | 153.10 | 7% | 205.78 | 7% |
| | GEXA ENERGY | 52.10 | -1% | 95.50 | 12% | 138.90 | 16% | 182.30 | 18% |
| TXU ENERGY SERVICES | 45.99 | 10% | 98.50 | 9% | 151.01 | 8% | 203.52 | 8% | |
| UTILITY CHOICE ELECTRIC | 52.45 | -2% | 99.95 | 7% | 147.45 | 10% | 194.95 | 12% | |

| | | | | | | | | | |
|--------------------------------|--|--------------|------|---------------|------|---------------|------|---------------|------|
| Central Power and Light | MUTUAL ENERGY CPL - Price to Beat | 57.98 | | 110.43 | | 162.88 | | 215.32 | |
| | CIRRO CORP | 55.85 | 4% | 106.24 | 4% | 154.59 | 5% | 202.94 | 6% |
| | ECONergy | 51.95 | 10% | 98.95 | 10% | 145.95 | 10% | 192.95 | 10% |
| | ENTERGY SOLUTIONS | 55.00 | 5% | 110.00 | 0% | 165.00 | -1% | 220.00 | -2% |
| | FIRST CHOICE POWER | 63.95 | -10% | 122.95 | -11% | 181.95 | -12% | 240.95 | -12% |
| | GEXA ENERGY | 53.10 | 8% | 96.45 | 13% | 139.80 | 14% | 183.15 | 15% |
| | GREEN MOUNTAIN ENERGY (100% renewable power) | | | | | | | | |
| | <i>Pollution Free</i> | 64.89 | -12% | 124.14 | -12% | 183.39 | -13% | 242.64 | -13% |

| | | | | | | | | |
|----------------------------------|-------|------|--------|------|--------|------|--------|------|
| 100% Wind | 69.89 | -21% | 134.14 | -21% | 198.39 | -22% | 262.64 | -22% |
| RELIANT ENERGY | | | | | | | | |
| <i>Better Savings - 12 month</i> | 53.93 | 7% | 102.70 | 7% | 151.48 | 7% | 200.25 | 7% |
| <i>Better Savings</i> | 55.08 | 5% | 104.91 | 5% | 154.73 | 5% | 204.55 | 5% |
| <i>Renewable</i> | 57.98 | 0% | 110.42 | 0% | 162.87 | 0% | 215.31 | 0% |
| TXU ENERGY SERVICES | 53.32 | 8% | 101.68 | 8% | 150.05 | 8% | 198.41 | 8% |
| UTILITY CHOICE ELECTRIC | 51.95 | 10% | 93.95 | 15% | 135.95 | 17% | 177.95 | 17% |

This information is compiled and provided by the Public Utility Commission of Texas from publicly available information from the Retail Electric Providers and PUC approved price to beat rates. The bill shown on this sheet was compiled from the terms of service of the REPs and is inclusive of all fixed and variable charges that are expected to be assessed in the month of May. The PUC makes no recommendations with respect to any REP. Although we believe that these prices are accurate, the PUC makes no warranty that the prices in this table are currently being offered. Additionally, the bills under price to beat service increase significantly during summer months due to seasonal rates. Please contact the relevant REP for their current pricing offers and terms of service. Information on how to select a REP and contact information for REPs is located at www.powertochoose.org.



**PUBLIC UTILITY COMMISSION OF TEXAS
RETAIL MARKET OVERSIGHT SECTION - ELECTRIC DIVISION
RETAIL ELECTRIC SERVICE RATE COMPARISONS**



**DECEMBER 2004 BILL COMPARISON
MONTHLY BILL COMPARISON**

MONTHLY BILL AND PERCENTAGE SAVINGS OFF OF PTB

| TDU Service Area | Retail Electric Provider | 500 kWh | % savings | 1000 kWh | % savings | 1500 kWh | % savings | 2000 kWh | % savings |
|------------------|--------------------------|---------|-----------|----------|-----------|----------|-----------|----------|-----------|
|------------------|--------------------------|---------|-----------|----------|-----------|----------|-----------|----------|-----------|

| | | | | | | | | | |
|----------------------|--|--------------|--------|---------------|--------|---------------|--------|---------------|------|
| West Texas Utilities | MUTUAL ENERGY WTU - Price to Beat | 59.63 | | 114.11 | | 168.58 | | 223.05 | |
| | CIRRO ENERGY | 58.81 | 1% | 112.66 | 1% | 166.02 | 2% | 219.38 | 2% |
| | FIRST CHOICE | 69.95 | -17% | 134.95 | -18% | 199.95 | -19% | 264.95 | -19% |
| | GEXA ENERGY | 58.30 | 2% | 102.45 | 10% | 146.60 | 13% | 190.75 | 14% |
| | RELIANT ENERGY | | | | | | | | |
| | <i>Better Savings</i> | 56.65 | 5% | 108.39 | 5% | 160.14 | 5% | 211.89 | 5% |
| | <i>Better Savings - 12 month</i> | 55.46 | 7% | 106.12 | 7% | 156.77 | 7% | 207.43 | 7% |
| | <i>Renewable</i> | 59.63 | 0% | 114.10 | 0% | 172.74 | -2% | 223.04 | 0% |
| | UTILITY CHOICE | 58.45 | 2% | 102.95 | 10% | 147.45 | 13% | 191.95 | 14% |
| TXU ENERGY SERVICES | 57.76 | 3% | 110.01 | 4% | 166.48 | 1% | 214.52 | 4% | |

| | | | | | | | | | |
|------------------|--|--------------|--|--------------|--|---------------|--|---------------|--|
| TXU-SESCO | TXU SESCO ENERGY SERVICES - Price to Beat | 44.17 | | 78.00 | | 107.23 | | 136.46 | |
|------------------|--|--------------|--|--------------|--|---------------|--|---------------|--|

This information is compiled and provided by the Public Utility Commission of Texas from publicly available information from the Retail Electric Providers and PUC approved price to beat rates. The bill shown on this sheet was compiled from the terms of service of the REPs and is inclusive of all fixed and variable charges that are expected to be assessed in the month of May. The PUC makes no recommendations with respect to any REP. Although we believe that these prices are accurate, the PUC makes no warranty that the prices in this table are currently being offered. Additionally, the bills under price to beat service increase significantly during summer months due to seasonal rates. Please contact the relevant REP for their current pricing offers and terms of service. Information on how to select a REP and contact information for REPs is located at www.powertochoose.org.