


**PUBLIC UTILITY COMMISSION OF TEXAS  
RETAIL MARKET OVERSIGHT SECTION - ELECTRIC DIVISION  
RETAIL ELECTRIC SERVICE RATE COMPARISONS**



**NOVEMBER 2004 BILL COMPARISON  
MONTHLY BILL COMPARISON**

MONTHLY BILL AND PERCENTAGE SAVINGS OFF OF PTB									
TDU Service Area	Retail Electric Provider	500 kWh	% savings	1000 kWh	% savings	1500 kWh	% savings	2000 kWh	% savings
TXU	<b>TXU ENERGY SERVICES - Price to Beat</b>	<b>57.82</b>		<b>103.98</b>		<b>148.56</b>		<b>193.14</b>	
	ACN ENERGY	57.20	1%	109.45	-5%	161.70	-9%	213.95	-11%
	CIRRO CORP	51.61	11%	93.26	10%	137.34	8%	181.41	6%
	DIRECT ENERGY	53.00	8%	101.00	3%	149.00	0%	197.00	-2%
	ECONnergy	49.95	14%	94.95	9%	139.95	6%	184.95	4%
	ENTERGY SOLUTIONS	54.20	6%	103.70	0%	153.20	-3%	202.70	-5%
	FIRST CHOICE POWER	56.45	2%	107.95	-4%	159.45	-7%	210.95	-9%
	GEXA ENERGY	49.14	15%	88.54	15%	127.94	14%	167.34	13%
	GREEN MOUNTAIN ENERGY (100% renewable power)								
	<i>Pollution Free</i>	57.59	0%	109.84	-6%	162.09	-9%	214.34	-11%
	<i>100% Wind</i>	62.59	-8%	119.84	-15%	177.09	-19%	234.34	-21%
	RELIANT ENERGY								
	<i>Better Savings</i>	54.93	5%	98.78	5%	141.13	5%	183.48	5%
	<i>Renewable</i>	57.82	0%	103.98	0%	148.56	0%	193.14	0%
	<i>Better Savings 12 month</i>	53.77	7%	96.69	7%	138.15	7%	179.61	7%
UTILITY CHOICE ELECTRIC	50.95	12%	91.45	12%	131.95	11%	172.45	11%	

This information is compiled and provided by the Public Utility Commission of Texas from publicly available information from the Retail Electric Providers and PUC approved price to beat rates. The bill shown on this sheet was compiled from the terms of service of the REPs and is inclusive of all fixed and variable charges that are expected to be assessed in the month of May. The PUC makes no recommendations with respect to any REP. Although we believe that these prices are accurate, the PUC makes no warranty that the prices in this table are currently being offered. Additionally, the bills under price to beat service increase significantly during summer months due to seasonal rates. Please contact the relevant REP for their current pricing offers and terms of service. Information on how to select a REP and contact information for REPs is located at [www.powertochoose.org](http://www.powertochoose.org).



**PUBLIC UTILITY COMMISSION OF TEXAS  
RETAIL MARKET OVERSIGHT SECTION - ELECTRIC DIVISION  
RETAIL ELECTRIC SERVICE RATE COMPARISONS**




**NOVEMBER 2004 BILL COMPARISON  
MONTHLY BILL COMPARISON**

**MONTHLY BILL AND PERCENTAGE SAVINGS OFF OF PTB**

TDU Service Area	Retail Electric Provider	500 kWh	% savings	1000 kWh	% savings	1500 kWh	% savings	2000 kWh	% savings
Reliant Energy HL&P (Centerpoint Energy)	RELIANT ENERGY - Price to Beat	52.22		105.13		149.57		194.01	
	ACN ENERGY	60.70	-16%	116.45	-11%	172.20	-15%	227.95	-17%
	CIRRO CORP	55.95	-7%	106.40	-1%	152.15	-2%	197.90	-2%
	DIRECT ENERGY	54.50	-4%	104.00	1%	153.50	-3%	203.00	-5%
	ECONnergy	50.95	2%	96.95	8%	142.95	4%	188.95	3%
	ENTERGY SOLUTIONS	54.00	-3%	108.00	-3%	162.00	-8%	216.00	-11%
	FIRST CHOICE POWER	58.95	-13%	112.95	-7%	166.95	-12%	220.95	-14%
	GEXA ENERGY	52.79	-1%	96.49	8%	135.89	9%	183.89	5%
	GREEN MOUNTAIN ENERGY (100% renewable power)								
	<i>Pollution Free</i>	58.04	-11%	110.49	-5%	162.94	-9%	215.39	-11%
	<i>100% Wind</i>	63.04	-21%	120.49	-15%	177.94	-19%	235.39	-21%
	TXU ENERGY SERVICES	47.31	9%	94.95	10%	134.72	10%	174.49	10%
	UTILITY CHOICE ELECTRIC	51.95	1%	94.45	10%	136.95	8%	179.45	8%

This information is compiled and provided by the Public Utility Commission of Texas from publicly available information from the Retail Electric Providers and PUC approved price to beat rates. The bill shown on this sheet was compiled from the terms of service of the REPs and is inclusive of all fixed and variable charges that are expected to be assessed in the month of JUNE. The PUC makes no recommendations with respect to any REP. Although we believe that these prices are accurate, the PUC makes no warranty that the prices in this table are currently being offered. Additionally, the bills under price to beat service increase significantly during summer months due to seasonal rates. Please contact the relevant REP for their current pricing offers and terms of service. Information on how to select a REP and contact information for REPs is located at [www.powertochoose.org](http://www.powertochoose.org).



**PUBLIC UTILITY COMMISSION OF TEXAS  
RETAIL MARKET OVERSIGHT SECTION - ELECTRIC DIVISION  
RETAIL ELECTRIC SERVICE BILL COMPARISONS**



**NOVEMBER 2004 BILL COMPARISON  
MONTHLY BILL COMPARISON**

**MONTHLY BILL AND PERCENTAGE SAVINGS OFF OF PTB**


TDU Service Area	Retail Electric Provider	500 kWh	% savings	1000 kWh	% savings	1500 kWh	% savings	2000 kWh	% savings
------------------	--------------------------	---------	-----------	----------	-----------	----------	-----------	----------	-----------

<b>Texas-New Mexico Power</b>	<b>FIRST CHOICE POWER - Price to Beat</b>	<b>51.35</b>		<b>107.99</b>		<b>164.63</b>		<b>221.28</b>	
	CIRRO ENERGY	50.95	1%	96.94	10%	145.57	12%	194.19	12%
	ENTERGY SOLUTIONS	53.50	-4%	107.00	1%	160.50	3%	214.00	3%
	GREEN MOUNTAIN ENERGY (100% renewable power)								
	<i>Pollution Free</i>	57.57	-12%	109.97	-2%	162.37	1%	214.77	3%
	<i>100% Wind</i>	62.57	-22%	119.97	-11%	177.37	-8%	234.77	-6%
	RELIANT ENERGY								
	<i>Better Savings</i>	48.78	5%	102.59	5%	156.40	5%	210.21	5%
	<i>Renewable</i>	51.35	0%	107.99	0%	164.63	0%	221.27	0%
	<i>Better Savings - 12 month</i>	47.74	7%	100.42	7%	153.10	7%	205.78	7%
	GEXA ENERGY	52.10	-1%	95.50	12%	138.90	16%	182.30	18%
	TXU ENERGY SERVICES	45.99	10%	98.50	9%	151.01	8%	203.52	8%
UTILITY CHOICE ELECTRIC	52.45	-2%	99.95	7%	147.45	10%	194.95	12%	

<b>Central Power and Light</b>	<b>MUTUAL ENERGY CPL - Price to Beat</b>	<b>57.98</b>		<b>110.43</b>		<b>162.88</b>		<b>215.32</b>	
	CIRRO CORP	55.85	4%	106.24	4%	154.59	5%	202.94	6%
	ECONergy	51.95	10%	98.95	10%	145.95	10%	192.95	10%
	ENTERGY SOLUTIONS	55.00	5%	110.00	0%	165.00	-1%	220.00	-2%
	FIRST CHOICE POWER	63.95	-10%	122.95	-11%	181.95	-12%	240.95	-12%
	GEXA ENERGY	53.10	8%	96.45	13%	139.80	14%	183.15	15%
	GREEN MOUNTAIN ENERGY (100% renewable power)								
	<i>Pollution Free</i>	64.89	-12%	124.14	-12%	183.39	-13%	242.64	-13%

100% Wind	69.89	-21%	134.14	-21%	198.39	-22%	262.64	-22%
RELIANT ENERGY								
<i>Better Savings - 12 month</i>	53.93	7%	102.70	7%	151.48	7%	200.25	7%
<i>Better Savings</i>	55.08	5%	104.91	5%	154.73	5%	204.55	5%
<i>Renewable</i>	57.98	0%	110.42	0%	162.87	0%	215.31	0%
TXU ENERGY SERVICES	53.32	8%	101.68	8%	150.05	8%	198.41	8%
UTILITY CHOICE ELECTRIC	51.95	10%	93.95	15%	135.95	17%	177.95	17%

This information is compiled and provided by the Public Utility Commission of Texas from publicly available information from the Retail Electric Providers and PUC approved price to beat rates. The bill shown on this sheet was compiled from the terms of service of the REPs and is inclusive of all fixed and variable charges that are expected to be assessed in the month of May. The PUC makes no recommendations with respect to any REP. Although we believe that these prices are accurate, the PUC makes no warranty that the prices in this table are currently being offered. Additionally, the bills under price to beat service increase significantly during summer months due to seasonal rates. Please contact the relevant REP for their current pricing offers and terms of service. Information on how to select a REP and contact information for REPs is located at [www.powertochoose.org](http://www.powertochoose.org).



**PUBLIC UTILITY COMMISSION OF TEXAS  
RETAIL MARKET OVERSIGHT SECTION - ELECTRIC DIVISION  
RETAIL ELECTRIC SERVICE RATE COMPARISONS**



**NOVEMBER 2004 BILL COMPARISON  
MONTHLY BILL COMPARISON**

**MONTHLY BILL AND PERCENTAGE SAVINGS OFF OF PTB**

TDU Service Area	Retail Electric Provider	500 kWh	% savings	1000 kWh	% savings	1500 kWh	% savings	2000 kWh	% savings
------------------	--------------------------	---------	-----------	----------	-----------	----------	-----------	----------	-----------

West Texas Utilities	<b>MUTUAL ENERGY WTU - Price to Beat</b>	<b>58.55</b>		<b>111.93</b>		<b>165.31</b>		<b>218.69</b>	
	CIRRO ENERGY	58.81	0%	112.66	-1%	166.02	0%	219.38	0%
	FIRST CHOICE	69.95	-19%	134.95	-21%	199.95	-21%	264.95	-21%
	GEXA ENERGY	58.30	0%	102.45	8%	146.60	11%	190.75	13%
	RELIANT ENERGY								
	<i>Better Savings</i>	55.61	5%	106.33	5%	157.04	5%	207.75	5%
	<i>Better Savings - 12 month</i>	54.45	7%	104.09	7%	153.74	7%	203.38	7%
	<i>Renewable</i>	58.54	0%	111.92	0%	169.47	-3%	218.69	0%
	UTILITY CHOICE	58.45	0%	102.95	8%	147.45	11%	191.95	12%
	TXU ENERGY SERVICES	57.76	1%	110.01	2%	166.48	-1%	214.52	2%

<b>TXU-SESCO</b>	<b>TXU SESCO ENERGY SERVICES - Price to Beat</b>	<b>44.17</b>		<b>78.00</b>		<b>107.23</b>		<b>136.46</b>	
------------------	--	--------------	--	--------------	--	---------------	--	---------------	--

This information is compiled and provided by the Public Utility Commission of Texas from publicly available information from the Retail Electric Providers and PUC approved price to beat rates. The bill shown on this sheet was compiled from the terms of service of the REPs and is inclusive of all fixed and variable charges that are expected to be assessed in the month of May. The PUC makes no recommendations with respect to any REP. Although we believe that these prices are accurate, the PUC makes no warranty that the prices in this table are currently being offered. Additionally, the bills under price to beat service increase significantly during summer months due to seasonal rates. Please contact the relevant REP for their current pricing offers and terms of service. Information on how to select a REP and contact information for REPs is located at [www.powertochoose.org](http://www.powertochoose.org).