


**PUBLIC UTILITY COMMISSION OF TEXAS
RETAIL MARKET OVERSIGHT SECTION - ELECTRIC DIVISION
RETAIL ELECTRIC SERVICE RATE COMPARISONS**



**NOVEMBER 2005 BILL COMPARISON
MONTHLY BILL COMPARISON**

MONTHLY BILL AND PERCENTAGE SAVINGS OFF OF PTB									
TDU Service Area	Retail Electric Provider	500 kWh	% savings	1000 kWh	% savings	1500 kWh	% savings	2000 kWh	% savings
TXU	TXU ENERGY SERVICES - Price to Beat	77.89		144.11		208.76		273.40	
	<i>Temporary Discount</i>	70.74	9%	129.82	10%	187.32	10%	244.82	10%
	COMMERCE ENERGY	69.65	11%	134.35	7%	199.05	5%	263.75	4%
	AMIGO ENERGY	83.94	-8%	165.39	-15%	246.84	-18%	328.29	-20%
	CIRRO CORP	74.25	5%	138.55	4%	202.88	3%	267.20	2%
	DIRECT ENERGY	75.55	3%	139.79	3%	202.49	3%	265.20	3%
	ECONNERGY	71.67	8%	136.17	6%	200.67	4%	265.17	3%
	ENERGY SOLUTIONS	86.45	-11%	167.95	-17%	249.45	-19%	330.95	-21%
	FIRST CHOICE POWER	90.45	-16%	175.95	-22%	261.45	-25%	346.95	-27%
	GEXA ENERGY	72.34	7%	134.94	6%	197.54	5%	260.14	5%
	GREEN MOUNTAIN ENERGY (100% renewable power)								
	<i>Pollution Free</i>	77.89	0%	144.11	0%	208.76	0%	273.40	0%
	<i>100% Wind</i>	82.89	-6%	154.11	-7%	223.76	-7%	293.40	-7%
	RELIANT ENERGY								
	<i>4 % Secure Plan</i>	67.90	13%	124.61	14%	179.81	14%	235.01	14%

This information is compiled and provided by the Public Utility Commission of Texas from publicly available information from the Retail Electric Providers and PUC approved price to beat rates. The bill shown on this sheet was compiled from the terms of service of the REPs and is inclusive of all fixed and variable charges that are expected to be assessed in the month of November. The PUC makes no recommendations with respect to any REP. Although we believe that these prices are accurate, the PUC makes no warranty that the prices in this table are currently being offered. Additionally, the bills under price to beat service increase significantly during summer months due to seasonal rates. Please contact the relevant REP for their current pricing offers and terms of service. Information on how to select a REP and contact information for REPs is located at www.powertochoose.org.



**PUBLIC UTILITY COMMISSION OF TEXAS
RETAIL MARKET OVERSIGHT SECTION - ELECTRIC DIVISION
RETAIL ELECTRIC SERVICE RATE COMPARISONS**




**NOVEMBER 2005 BILL COMPARISON
MONTHLY BILL COMPARISON**

MONTHLY BILL AND PERCENTAGE SAVINGS OFF OF PTB

TDU Service Area	Retail Electric Provider	500 kWh	% savings	1000 kWh	% savings	1500 kWh	% savings	2000 kWh	% savings
------------------	--------------------------	---------	-----------	----------	-----------	----------	-----------	----------	-----------

Reliant Energy									
HL&P (Centerpoint Energy)									
	RELIANT ENERGY - Price to Beat	77.16		155.00		224.37		293.75	
	<i>Discount - Expires 12/31</i>	70.66	8%	142.00	8%	204.87	9%	267.75	9%
	<i>Renewable</i>	74.30	4%	163.52	-5%	239.55	-7%	315.58	-7%
	CIRRO ENERGY	74.55	3%	143.60	7%	212.65	5%	281.70	4%
	AMIGO ENERGY	85.70	-11%	168.40	-9%	251.10	-12%	333.80	-14%
	DIRECT ENERGY	75.01	3%	155.77	0%	232.57	-4%	308.43	-5%
	DYNOWATT	75.31	2%	141.38	9%	207.44	8%	273.50	7%
	COMMERCE ENERGY	73.95	4%	142.95	8%	211.95	6%	280.95	4%
	ECONNERGY	82.75	-7%	156.25	-1%	229.75	-2%	303.25	-3%
	ENTERGY SOLUTIONS	79.93	-4%	159.87	-3%	239.80	-7%	319.73	-9%
	FIRST CHOICE POWER	91.95	-19%	178.95	-15%	265.95	-19%	352.95	-20%
	GEXA ENERGY	73.10	5%	137.11	12%	201.12	10%	265.13	10%
	GREEN MOUNTAIN ENERGY (100% renewable power)								
	<i>Pollution Free</i>	77.15	0%	155.00	0%	224.37	0%	293.74	0%
	<i>100% Wind</i>	82.15	-6%	165.00	-6%	239.37	-7%	313.74	-7%
	TXU ENERGY SERVICES	66.94	13%	134.54	13%	194.09	13%	253.64	14%

This information is compiled and provided by the Public Utility Commission of Texas from publicly available information from the Retail Electric Providers and PUC approved price to beat rates. The bill shown on this sheet was compiled from the terms of service of the REPs and is inclusive of all fixed and variable charges that are expected to be assessed in the month of November. The PUC makes no recommendations with respect to any REP. Although we believe that these prices are accurate, the PUC makes no warranty that the prices in this table are currently being offered. Additionally, the bills under price to beat service increase significantly during summer months due to seasonal rates. Please contact the relevant REP for their current pricing offers and terms of service. Information on how to select a REP and contact information for REPs is located at www.powertochoose.org.



**PUBLIC UTILITY COMMISSION OF TEXAS
RETAIL MARKET OVERSIGHT SECTION - ELECTRIC DIVISION
RETAIL ELECTRIC SERVICE BILL COMPARISONS**



**NOVEMBER 2005 BILL COMPARISON
MONTHLY BILL COMPARISON**

MONTHLY BILL AND PERCENTAGE SAVINGS OFF OF PTB

TDU Service Area	Retail Electric Provider	500 kWh	% savings	1000 kWh	% savings	1500 kWh	% savings	2000 kWh	% savings
Texas-New Mexico Power	FIRST CHOICE POWER - Price to Beat	68.62		142.54		216.46		290.38	
	<i>Discount: Expires 12/31</i>	68.52	0%	142.33	0%	216.15	0%	289.96	0%
	CIRRO ENERGY	68.77	0%	132.59	7%	199.37	8%	266.14	8%
	DYNOWATT	73.93	-8%	139.01	2%	204.08	6%	269.15	7%
	ECONNERGY	75.36	-10%	141.86	0%	208.36	4%	274.86	5%
	ENTERGY SOLUTIONS	82.50	-20%	165.00	-16%	247.50	-14%	330.00	-14%
	GREEN MOUNTAIN ENERGY (100% renewable power)								
	<i>Pollution Free</i>	68.33	0%	141.95	0%	215.58	0%	289.20	0%
	<i>100% Wind</i>	73.33	-7%	151.95	-7%	230.58	-7%	309.20	-6%
	RELIANT ENERGY <i>Better Savings</i>	64.89	5%	134.88	5%	204.86	5%	274.84	5%
	GEXA ENERGY	72.42	-6%	136.15	4%	199.87	8%	263.59	9%
	TXU ENERGY SERVICES	45.52	34%	95.66	33%	145.81	33%	195.95	33%
	COMMERCE ENERGY	80.05	-17%	155.15	-9%	230.25	-6%	305.35	-5%



**PUBLIC UTILITY COMMISSION OF TEXAS
RETAIL MARKET OVERSIGHT SECTION - ELECTRIC DIVISION
RETAIL ELECTRIC SERVICE BILL COMPARISONS**




**NOVEMBER 2005 BILL COMPARISON
MONTHLY BILL COMPARISON**

MONTHLY BILL AND PERCENTAGE SAVINGS OFF OF PTB

TDU Service Area	Retail Electric Provider	500 kWh	% savings	1000 kWh	% savings	1500 kWh	% savings	2000 kWh	% savings
Central Power and Light	MUTUAL ENERGY CPL - Price to Beat	80.84		156.11		231.38		306.65	
	<i>Discount: Expires 12/31</i>	74.38	8%	143.19	8%	212.00	8%	280.81	8%
	AMIGO ENERGY	86.45	-7%	168.40	-8%	250.35	-8%	332.30	-8%
	CIRRO ENERGY	78.10	3%	151.42	3%	225.39	3%	299.37	2%
	DYNOWATT	73.99	8%	137.86	12%	197.80	15%	259.70	15%
	ECONNERGY	77.71	4%	145.21	7%	212.71	8%	280.21	9%
	ENTERGY SOLUTIONS	86.01	-6%	172.02	-10%	258.03	-12%	344.04	-12%
	FIRST CHOICE POWER	88.95	-10%	172.95	-11%	256.95	-11%	340.95	-11%
	GEXA ENERGY	79.93	1%	149.90	4%	215.94	7%	283.94	7%
	GREEN MOUNTAIN ENERGY (100% renewable power)								
	<i>Pollution Free</i>	80.70	0%	155.86	0%	231.03	0%	306.19	0%
	<i>100% Wind</i>	85.70	-6%	165.86	-6%	246.03	-6%	326.19	-6%
	RELIANT ENERGY								
	<i>Better Savings</i>	65.64	19%	126.27	19%	186.90	19%	247.54	19%
TXU ENERGY SERVICES	69.32	14%	133.23	15%	197.15	15%	261.06	15%	

This information is compiled and provided by the Public Utility Commission of Texas from publicly available information from the Retail Electric Providers and PUC approved price to beat rates. The bill shown on this sheet was compiled from the terms of service of the REPs and is inclusive of all fixed and variable charges that are expected to be assessed in the month of November. The PUC makes no recommendations with respect to any REP. Although we believe that these prices are accurate, the PUC makes no warranty that the prices in this table are currently being offered. Additionally, the bills under price to beat service increase significantly during summer months due to seasonal rates. Please contact the relevant REP for their current pricing offers and terms of service. Information on how to select a REP and contact information for REPs is located at www.powertochoose.org.



**PUBLIC UTILITY COMMISSION OF TEXAS
RETAIL MARKET OVERSIGHT SECTION - ELECTRIC DIVISION
RETAIL ELECTRIC SERVICE RATE COMPARISONS**



**NOVEMBER 2005 BILL COMPARISON
MONTHLY BILL COMPARISON**

MONTHLY BILL AND PERCENTAGE SAVINGS OFF OF PTB

TDU Service Area	Retail Electric Provider	500 kWh	% savings	1000 kWh	% savings	1500 kWh	% savings	2000 kWh	% savings
------------------	--------------------------	---------	-----------	----------	-----------	----------	-----------	----------	-----------

West Texas Utilities	MUTUAL ENERGY WTU - Price to Beat	83.54		161.97		240.40		318.82	
	<i>Discount: Expires 12/31</i>	76.81	8%	148.51	8%	220.21	8%	291.90	8%
	CIRRO ENERGY	86.31	-3%	167.66	-4%	248.52	-3%	329.38	-3%
	COMMERCE ENERGY	79.80	4%	154.65	5%	229.50	5%	304.35	5%
	ECONNERGY	79.81	4%	145.31	10%	210.81	12%	276.31	13%
	FIRST CHOICE	93.95	-12%	182.95	-13%	271.95	-13%	360.95	-13%
	GEXA ENERGY	90.65	-9%	167.68	-4%	244.71	-2%	321.74	-1%
	RELIANT ENERGY <i>Better Savings</i>	67.34	19%	130.08	20%	192.81	20%	255.55	20%
	GREEN MOUNTAIN ENERGY <i>100% Wind Pollution Free</i>	89.76 84.76	-7% -1%	173.88 163.88	-7% -1%	258.00 243.00	-7% -1%	342.12 322.12	-7% -1%
	TXU ENERGY SERVICES	71.47	14%	137.74	15%	207.85	14%	270.29	15%

TXU-SESCO	TXU SESCO ENERGY SERVICES - Price to Beat	48.99		87.66		121.72		155.78	
------------------	--	--------------	--	--------------	--	---------------	--	---------------	--

This information is compiled and provided by the Public Utility Commission of Texas from publicly available information from the Retail Electric Providers and PUC approved price to beat rates. The bill shown on this sheet was compiled from the terms of service of the REPs and is inclusive of all fixed and variable charges that are expected to be assessed in the month of November. The PUC makes no recommendations with respect to any REP. Although we believe that these prices are accurate, the PUC makes no warranty that the prices in this table are currently being offered. Additionally, the bills under price to beat service increase significantly during summer months due to seasonal rates. Please contact the relevant REP for their current pricing offers and terms of service. Information on how to select a REP and contact information for REPs is located at www.powertochoose.org.