

**PUBLIC UTILITY COMMISSION OF TEXAS
RETAIL MARKET OVERSIGHT SECTION - ELECTRIC DIVISION
RETAIL ELECTRIC SERVICE RATE COMPARISONS**



**MAY 2006 BILL COMPARISON
MONTHLY BILL COMPARISON**

MONTHLY BILL AND PERCENTAGE SAVINGS OFF OF PTB									
TDU Service Area	Retail Electric Provider	500 kWh	% savings	1000 kWh	% savings	1500 kWh	% savings	2000 kWh	% savings
TXU	TXU ENERGY SERVICES - Price to Beat	77.89		144.11		208.76		273.40	
	COMMERCE ENERGY								
	<i>Price Stopper</i>	74.95	4%	144.95	-1%	214.95	-3%	284.95	-4%
	<i>Variable Product</i>	74.70	4%	144.45	0%	214.20	-3%	283.95	-4%
	AMIGO ENERGY	70.70	9%	141.40	2%	212.10	-2%	282.80	-3%
	CIRRO ENERGY	74.25	5%	138.55	4%	202.88	3%	267.20	2%
	DIRECT ENERGY	70.00	10%	135.00	6%	200.00	4%	265.00	3%
	DYNOWATT	69.45	11%	133.95	7%	198.45	5%	262.95	4%
	ENTERGY SOLUTIONS	74.70	4%	144.45	0%	214.20	-3%	283.95	-4%
	FIRST CHOICE POWER	70.45	10%	135.95	6%	201.45	4%	266.95	2%
	GEXA ENERGY								
	<i>Green Power</i>	72.34	7%	134.94	6%	197.54	5%	260.14	5%
		78.89	-1%	148.04	-3%	217.19	-4%	286.34	-5%
	GREEN MOUNTAIN ENERGY								
	<i>Pollution Free</i>	77.89	0%	144.11	0%	208.76	0%	273.40	0%
	<i>100% Wind</i>	82.89	-6%	154.11	-7%	223.76	-7%	293.40	-7%
	RELIANT ENERGY								
	<i>Guaranteed Savings</i>	73.99	5%	136.90	5%	198.32	5%	259.73	5%
	<i>Renewable</i>	82.89	-6%	154.11	-7%	223.76	-7%	293.40	-7%
	<i>Simple Solutions</i>	79.63	-2%	149.96	-4%	219.50	-5%	289.04	-6%

This information is compiled and provided by the Public Utility Commission of Texas from publicly available information from the Retail Electric Providers and PUC approved price to beat rates. The bill shown on this sheet was compiled from the terms of service of the REPs and is inclusive of all fixed and variable charges that are expected to be assessed in the month of April. The PUC makes no recommendations with respect to any REP. Although we believe that these prices are accurate, the PUC makes no warranty that the prices in this table are currently being offered. Additionally, the bills under price to beat service increase significantly during summer months due to seasonal rates. Please contact the relevant REP for their current pricing offers and terms of service. Information on how to select a REP and contact information for REPs is located at www.powertochoose.org.



**PUBLIC UTILITY COMMISSION OF TEXAS
RETAIL MARKET OVERSIGHT SECTION - ELECTRIC DIVISION
RETAIL ELECTRIC SERVICE RATE COMPARISONS**




**MAY 2006 BILL COMPARISON
MONTHLY BILL COMPARISON**

MONTHLY BILL AND PERCENTAGE SAVINGS OFF OF PTB

TDU Service Area	Retail Electric Provider	500 kWh	% savings	1000 kWh	% savings	1500 kWh	% savings	2000 kWh	% savings
Reliant Energy HL&P (Centerpoint Energy)	RELIANT ENERGY - Price to Beat	78.61		163.55		248.49		333.44	
	<i>Reliant Alternative Plans</i>	81.36	-4%	170.55	-4%	249.58	0%	328.60	1%
	CIRRO ENERGY	74.55	5%	143.60	12%	212.63	14%	281.65	16%
	AMIGO ENERGY	73.70	6%	147.40	10%	221.10	11%	294.80	12%
	DIRECT ENERGY	78.00	1%	151.00	8%	224.00	10%	297.00	11%
	DYNOWATT	69.45	12%	133.95	18%	198.45	20%	262.95	21%
	COMMERCE ENERGY								
	<i>Price Stopper</i>	76.95	2%	148.95	9%	220.95	11%	292.95	12%
	<i>Variable Product</i>	79.95	-2%	154.95	5%	229.95	7%	304.95	9%
	ENTERGY SOLUTIONS	77.95	1%	155.90	5%	233.85	6%	311.80	6%
	FIRST CHOICE POWER	74.95	5%	144.95	11%	214.95	13%	284.95	15%
	GEXA ENERGY	76.04	3%	142.99	13%	209.94	16%	276.89	17%
	<i>Gexa - Green</i>	83.94	-7%	158.79	3%	233.64	6%	308.49	7%
	GREEN MOUNTAIN ENERGY								
	<i>Pollution Free</i>	78.60	0%	163.55	0%	248.49	0%	333.44	0%
	<i>100% Wind</i>	83.60	-6%	173.55	-6%	263.49	-6%	353.44	-6%
	TXU ENERGY SERVICES	74.67	5%	155.37	5%	236.06	5%	316.76	5%
	Reliant								
	<i>2007 Secure Plan</i>	79.77	-1%	167.09	-2%	244.46	2%	321.82	3%
	<i>Simple Solutions Renewable</i>	75.77	4%	164.96	-1%	243.99	2%	323.01	3%

This information is compiled and provided by the Public Utility Commission of Texas from publicly available information from the Retail Electric Providers and PUC approved price to beat rates. The bill shown on this sheet was compiled from the terms of service of the REPs and is inclusive of all fixed and variable charges that are expected to be assessed in the month of April. The PUC makes no recommendations with respect to any REP. Although we believe that these prices are accurate, the PUC makes no warranty that the prices in this table are currently being offered. Additionally, the bills under price to beat service increase significantly during summer months due to seasonal rates. Please contact the relevant REP for their current pricing offers and terms of service. Information on how to select a REP and contact information for REPs is located at www.powertochoose.org.




**PUBLIC UTILITY COMMISSION OF TEXAS
RETAIL MARKET OVERSIGHT SECTION - ELECTRIC DIVISION
RETAIL ELECTRIC SERVICE BILL COMPARISONS**



**MAY 2006 BILL COMPARISON
MONTHLY BILL COMPARISON**

MONTHLY BILL AND PERCENTAGE SAVINGS OFF OF PTB									
TDU Service Area	Retail Electric Provider	500 kWh	% savings	1000 kWh	% savings	1500 kWh	% savings	2000 kWh	% savings
Texas-New Mexico Power	FIRST CHOICE POWER - Price to Beat	69.14		145.65		222.15		298.66	
	CIRRO ENERGY	68.77	1%	132.59	9%	199.37	10%	266.14	11%
	COMMERCE ENERGY								
	<i>Price Stopper</i>	75.95	-10%	146.95	-1%	217.95	2%	288.95	3%
	<i>Variable Product</i>	77.45	-12%	149.95	-3%	222.45	0%	294.95	1%
	DYNOWATT	72.87	-5%	136.87	6%	200.87	10%	264.87	11%
	ENERGY SOLUTIONS	73.75	-7%	147.50	-1%	221.25	0%	295.00	1%
	GREEN MOUNTAIN ENERGY								
	<i>Pollution Free</i>	68.85	0%	145.06	0%	221.27	0%	297.48	0%
	<i>100% Wind</i>	73.85	-7%	155.06	-6%	236.27	-6%	317.48	-6%
	RELIANT ENERGY								
	<i>Renewable</i>	73.62	-6%	152.54	-5%	231.46	-4%	310.38	-4%
	<i>Secure Plan</i>	65.87	5%	136.84	6%	207.80	6%	278.77	7%
	<i>Simple Solutions Plan</i>	68.45	1%	144.76	1%	220.01	1%	295.25	1%
	GEXA ENERGY								
<i>Gexa - Green</i>	71.86	-4%	135.01	7%	198.16	11%	261.31	13%	
	76.76	-11%	144.81	1%	212.86	4%	280.91	6%	
TXU ENERGY SERVICES	65.69	5%	138.37	5%	211.04	5%	283.72	5%	



**PUBLIC UTILITY COMMISSION OF TEXAS
RETAIL MARKET OVERSIGHT SECTION - ELECTRIC DIVISION
RETAIL ELECTRIC SERVICE BILL COMPARISONS**




**MAY 2006 BILL COMPARISON
MONTHLY BILL COMPARISON**

MONTHLY BILL AND PERCENTAGE SAVINGS OFF OF PTB

TDU Service Area	Retail Electric Provider	500 kWh	% savings	1000 kWh	% savings	1500 kWh	% savings	2000 kWh	% savings
Central Power and Light	MUTUAL ENERGY CPL - Price to Beat	94.94		184.36		273.79		363.22	
	AMIGO ENERGY	74.20	22%	148.40	20%	222.60	19%	296.80	18%
	CIRRO ENERGY	78.10	18%	151.42	18%	225.39	18%	299.37	18%
	COMMERCE ENERGY								
	<i>Price Stopper</i>	72.95	23%	140.95	24%	208.95	24%	276.95	24%
	<i>Variable Product</i>	72.95	23%	140.95	24%	208.95	24%	276.95	24%
	DYNOWATT	74.71	21%	139.21	24%	203.71	26%	268.21	26%
	ENERGY SOLUTIONS	74.00	22%	148.00	20%	222.00	19%	296.00	19%
	FIRST CHOICE POWER	76.45	19%	147.95	20%	219.45	20%	290.95	20%
	GEXA ENERGY	79.76	16%	149.62	19%	215.59	21%	283.51	22%
	<i>Gexa- Green</i>	89.36	6%	168.82	8%	244.39	11%	321.91	11%
	GREEN MOUNTAIN ENERGY								
	<i>Pollution Free</i>	94.97	0%	184.40	0%	273.84	0%	363.27	0%
	<i>100% Wind</i>	99.97	-5%	194.40	-5%	288.84	-5%	383.27	-6%
	RELIANT ENERGY								
<i>Guaranteed Savings Plan</i>	79.10	17%	152.91	17%	226.71	17%	300.52	17%	
TXU ENERGY SERVICES	84.62	11%	163.83	11%	243.05	11%	322.26	11%	

This information is compiled and provided by the Public Utility Commission of Texas from publicly available information from the Retail Electric Providers and PUC approved price to beat rates. The bill shown on this sheet was compiled from the terms of service of the REPs and is inclusive of all fixed and variable charges that are expected to be assessed in the month of April. The PUC makes no recommendations with respect to any REP. Although we believe that these prices are accurate, the PUC makes no warranty that the prices in this table are currently being offered. Additionally, the bills under price to beat service increase significantly during summer months due to seasonal rates. Please contact the relevant REP for their current pricing offers and terms of service. Information on how to select a REP and contact information for REPs is located at www.powertochoose.org.



**PUBLIC UTILITY COMMISSION OF TEXAS
RETAIL MARKET OVERSIGHT SECTION - ELECTRIC DIVISION
RETAIL ELECTRIC SERVICE RATE COMPARISONS**



**MAY 2006 BILL COMPARISON
MONTHLY BILL COMPARISON**

MONTHLY BILL AND PERCENTAGE SAVINGS OFF OF PTB

TDU Service Area	Retail Electric Provider	500 kWh	% savings	1000 kWh	% savings	1500 kWh	% savings	2000 kWh	% savings
-------------------------	---------------------------------	----------------	------------------	-----------------	------------------	-----------------	------------------	-----------------	------------------

West Texas Utilities	MUTUAL ENERGY WTU - Price to Beat	118.44		234.17		351.50		468.82	
	CIRRO ENERGY	86.31	27%	167.66	28%	248.52	29%	329.38	30%
	COMMERCE ENERGY								
	<i>Price Stopper</i>	79.45	33%	153.95	34%	228.45	35%	302.95	35%
	<i>Variable Product</i>	81.95	31%	158.95	32%	235.95	33%	312.95	33%
	DYNOWATT	78.81	33%	143.31	39%	207.81	41%	272.31	42%
	FIRST CHOICE POWER	79.95	32%	154.95	34%	229.95	35%	304.95	35%
	GEXA ENERGY	90.65	23%	167.68	28%	244.71	30%	321.74	31%
	<i>Gexa - Green</i>	100.30	15%	186.98	20%	273.66	22%	360.34	23%
	GREEN MOUNTAIN ENERGY								
<i>100% Wind</i>	124.64	-5%	246.05	-5%	369.07	-5%	492.09	-5%	
<i>Pollution Free</i>	119.66	-1%	236.08	-1%	354.10	-1%	472.12	-1%	
TXU ENERGY SERVICES	105.06	11%	207.14	12%	315.71	10%	414.24	12%	

TXU-SESCO	TXU SESCO ENERGY SERVICES - Price to Beat	76.90		143.47		205.44		267.40	
------------------	--	--------------	--	---------------	--	---------------	--	---------------	--

This information is compiled and provided by the Public Utility Commission of Texas from publicly available information from the Retail Electric Providers and PUC approved price to beat rates. The bill shown on this sheet was compiled from the terms of service of the REPs and is inclusive of all fixed and variable charges that are expected to be assessed in the month of April. The PUC makes no recommendations with respect to any REP. Although we believe that these prices are accurate, the PUC makes no warranty that the prices in this table are currently being offered. Additionally, the bills under price to beat service increase significantly during summer months due to seasonal rates. Please contact the relevant REP for their current pricing offers and terms of service. Information on how to select a REP and contact information for REPs is located at www.powertochoose.org.