

July 2002 Report Card on Retail Competition




1-866-PWR-4-TEX
POWERTOCHOOSE.ORG

*Public Utility Commission of Texas – Electric
Division*

Residential Market


- Customers have meaningful choices with multiple REPs/products in all areas.

TDSP	# of REPs (inc. AREP)	# of products (inc. PTB)	Renewable Products
Oncor	9	10	2
Reliant	9	10	2
TNMP	5	6	2
CPL	5	6	2
WTU	3	3	0



1-866-PWR-4-TEX
POWERTOCHOOSE.ORG


Residential Savings Due to Price to Beat Reduction



- Through July 2002, residential customers paid approximately \$563 million less under the price to beat rates as compared to the rates in effect on December 31, 2001.
 - \$160 million from statutorily mandated 6% reduction.
 - \$403 million from reduced fuel costs and the expiration of fuel surcharges.
- At current price to beat rates, customers would save an additional \$484 million when compared to 12/31/01 rates from August through December of 2002.
 - \$141 million from statutorily mandated 6% reduction.
 - \$343 million from reduced fuel costs and the expiration of fuel surcharges.
- Potential savings available if all residential customers switched to lowest cost offer in their area.
 - \$277 million on an annual basis
 - \$164 million from August through December



1-866-PWR-4-TEX
POWERTOCHOOSE.ORG



Annualized Price to Beat Savings at *Current* Rates and Additional Potential Savings

TDSP	Savings due to Price to Beat Reduction	Additional Savings Available from lowest current offer*
Oncor	\$525 million	\$96 million
Reliant	\$395 million	\$137 million
CPL	\$63 million	\$32 million
TNMP	\$45 million	\$6 million
WTU	\$20 million	\$5 million

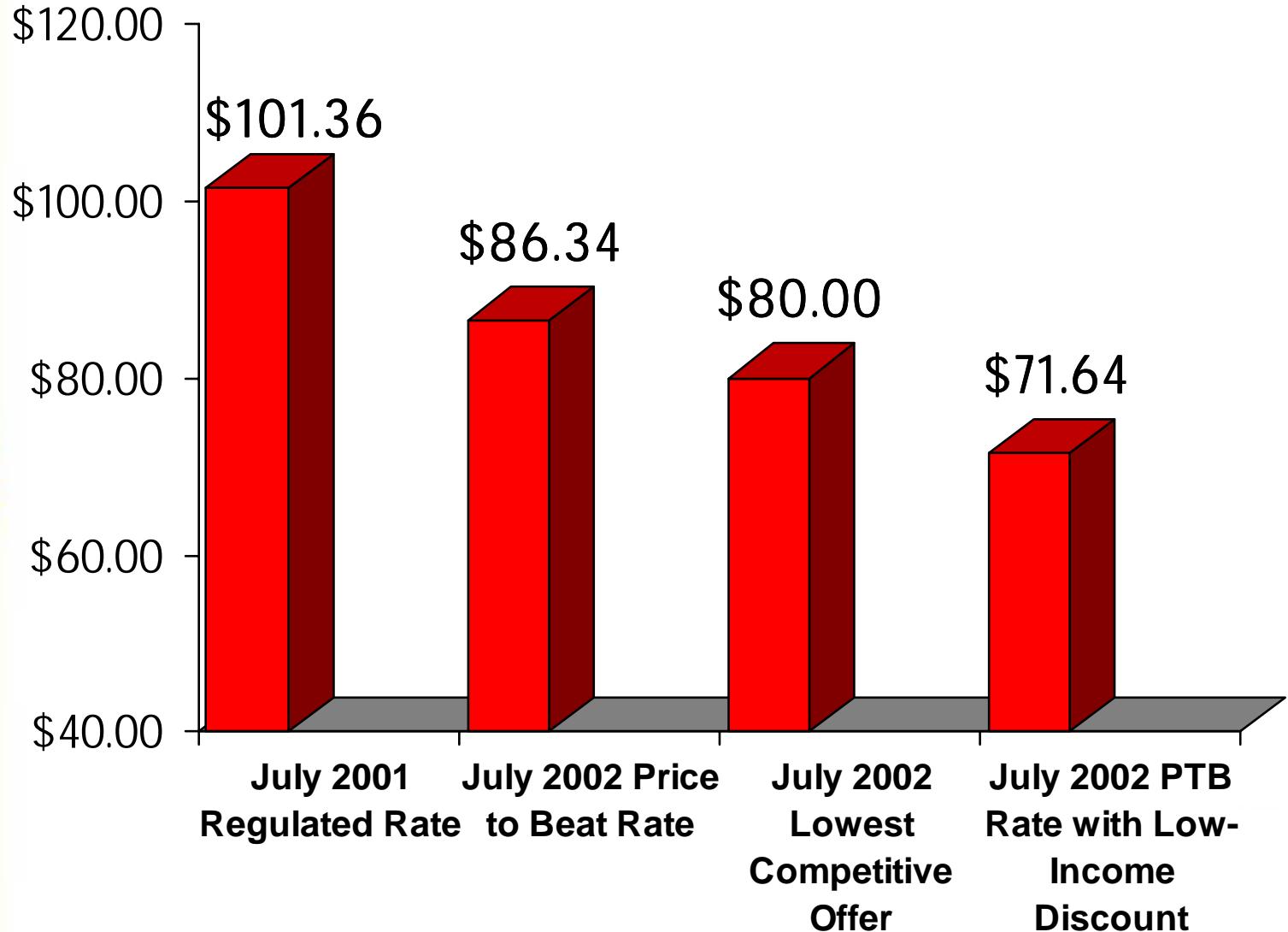

▪ **TOTAL \$1 Billion \$277 Million**

* lowest verified offer as of 7/1/02




1-866-PWR-4-TEX
POWERTOCHOOSE.ORG

Comparison of July Bills for Household Using 1000 kWh per Month - TXU

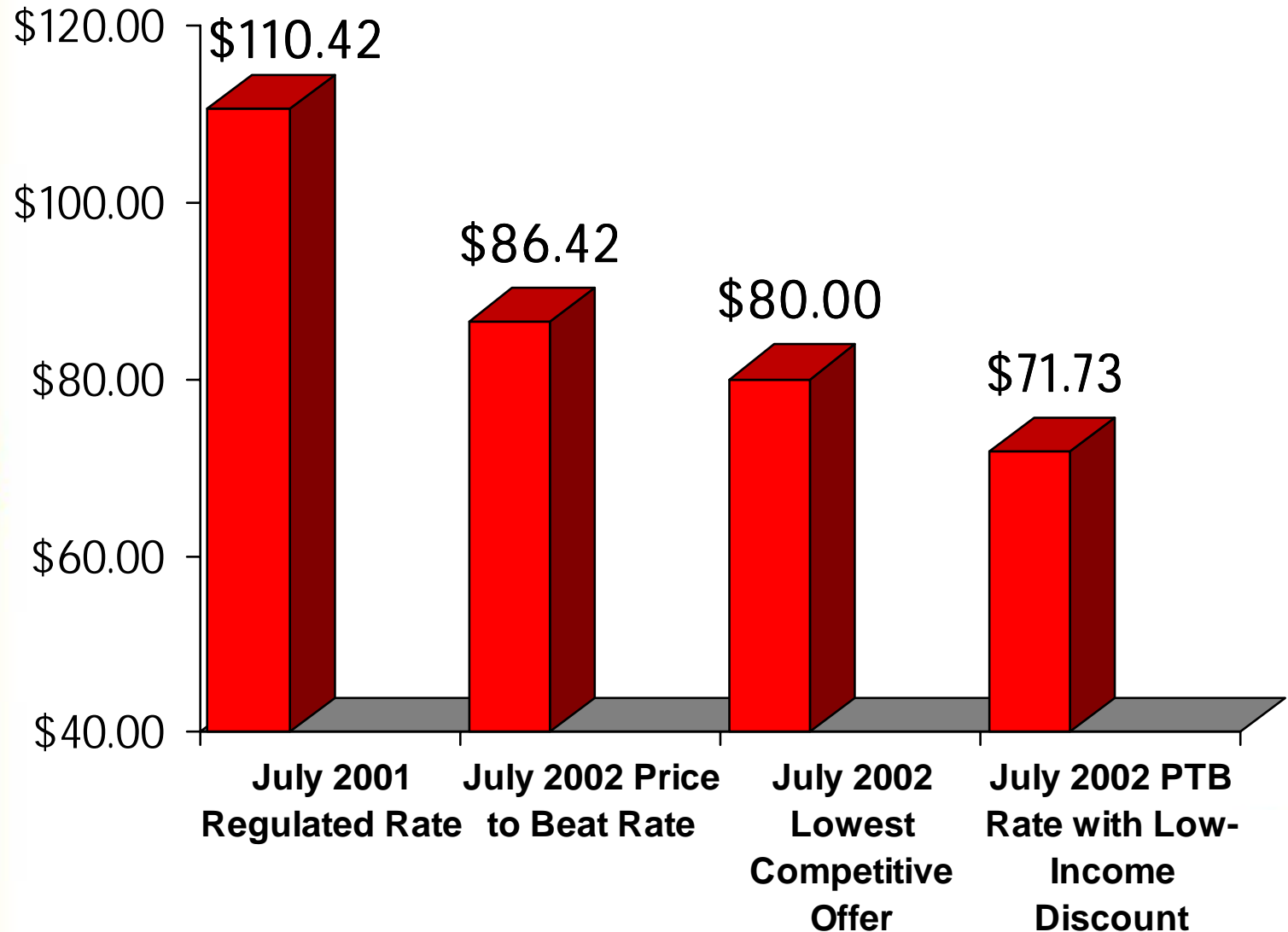


1-866-PWR-4-TEX
POWERTOCHOOSE.ORG

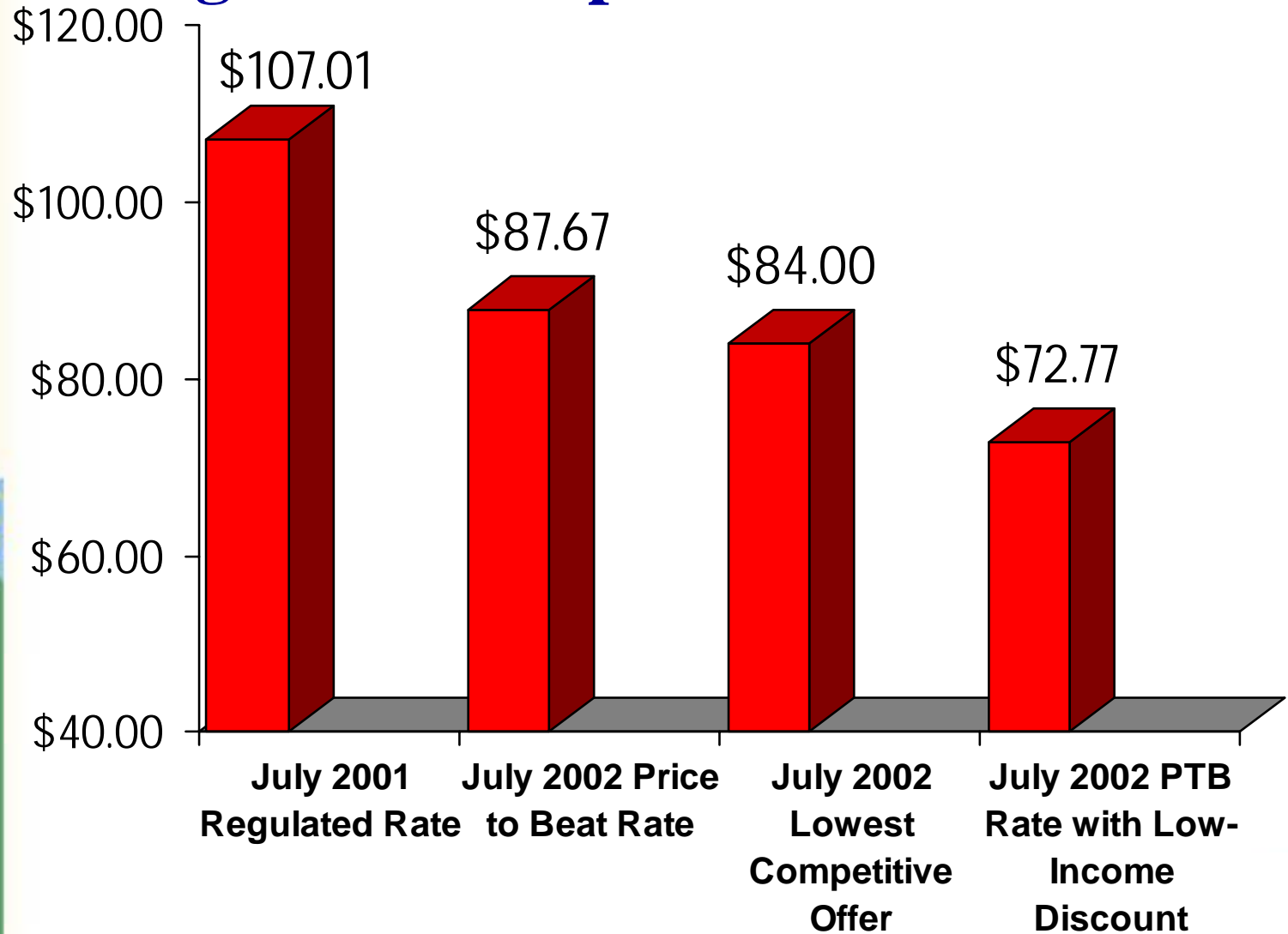
Comparison of July Bills for Household Using 1000 kWh per Month - Reliant



1-866-PWR-4-TEX
POWERTOCHOOSE.ORG



Comparison of July Bills for Household Using 1000 kWh per Month - TNMP

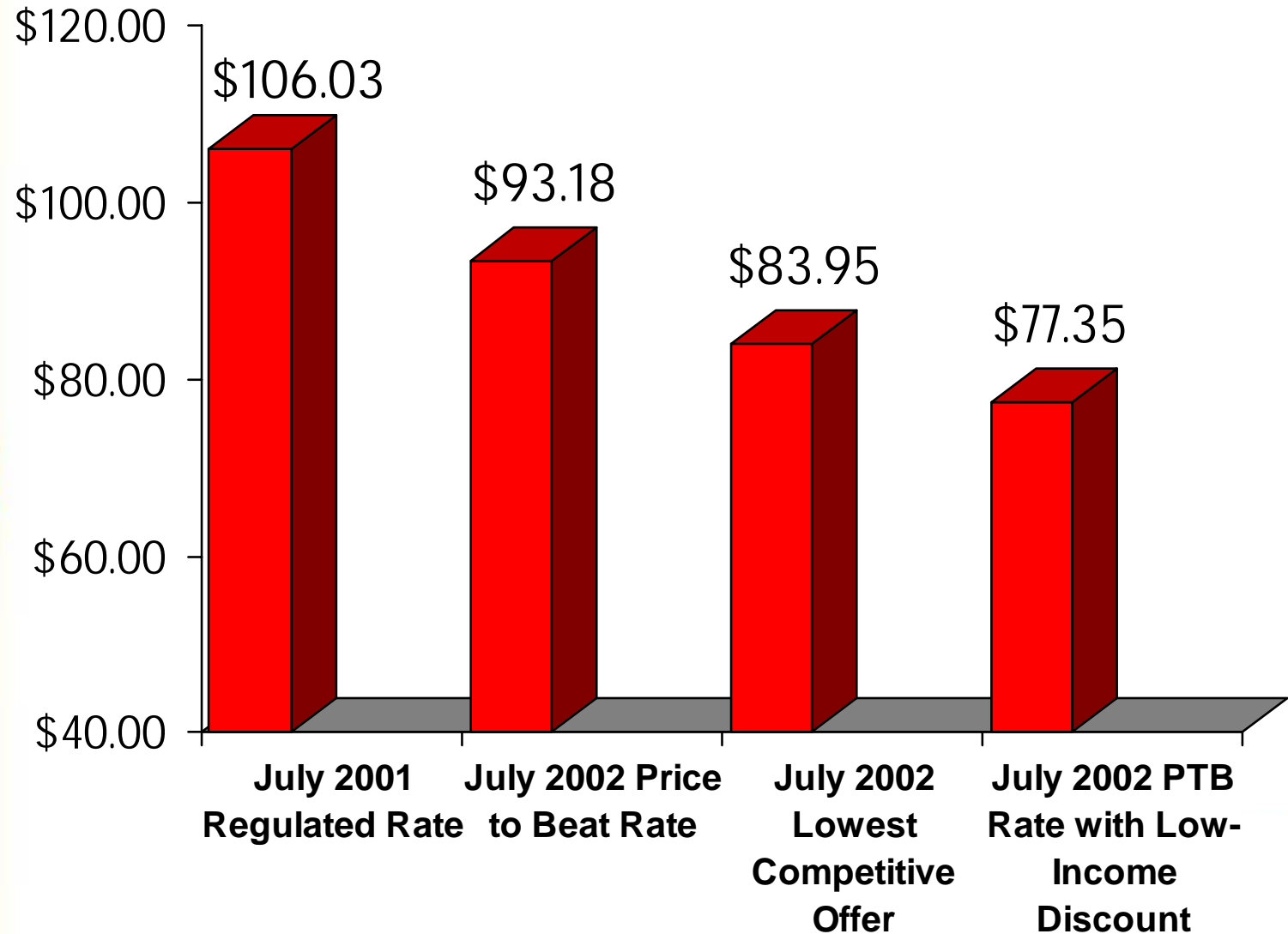


TEXAS
ELECTRIC
CHOICE
THE POWER IS YOURS. USE IT.



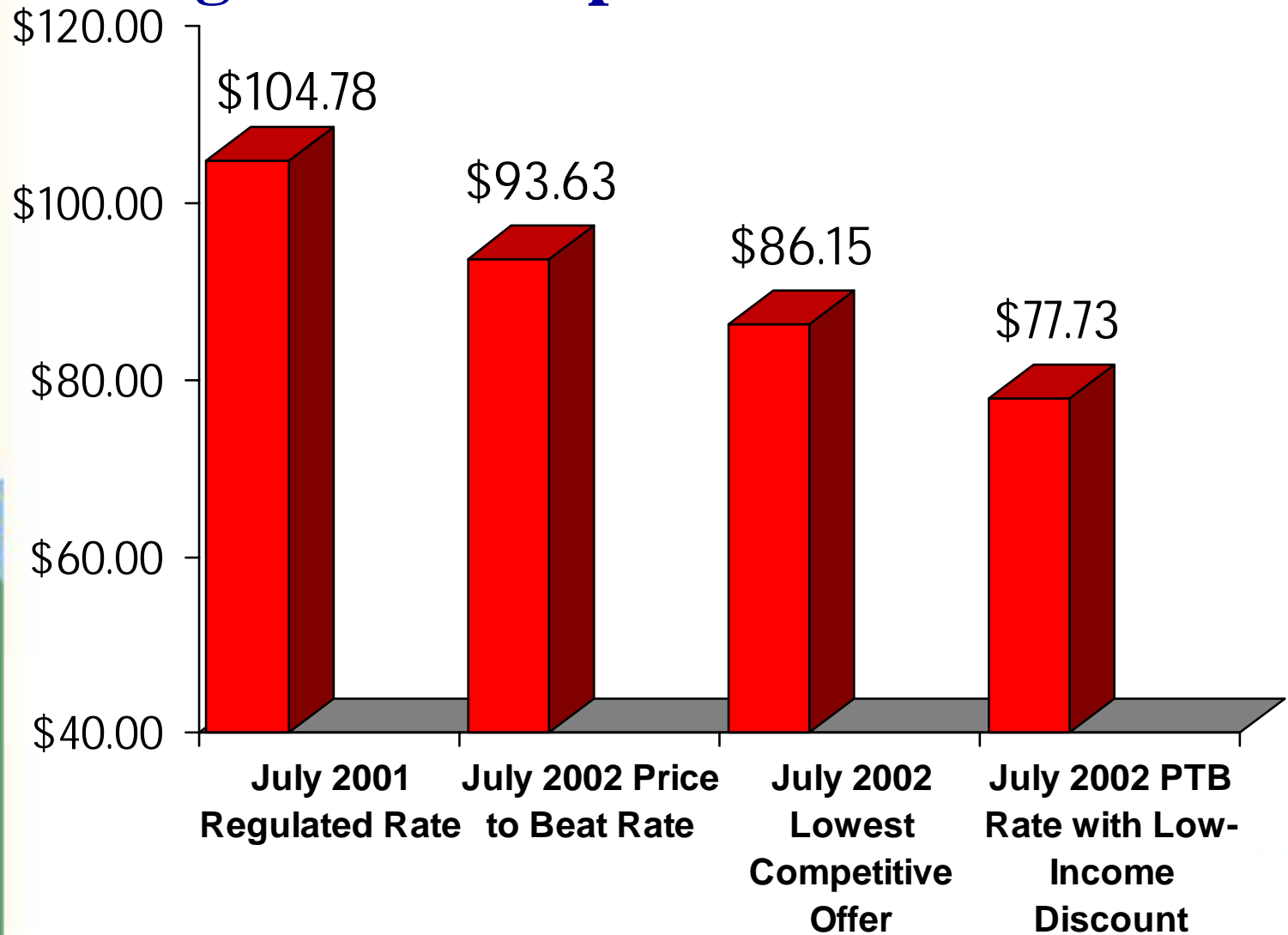
1-866-PWR-4-TEX
POWERTOCHOOSE.ORG

Comparison of July Bills for Household Using 1000 kWh per Month – CPL



1-866-PWR-4-TEX
POWERTOCHOOSE.ORG

Comparison of July Bills for Household Using 1000 kWh per Month - WTU




TEXAS
ELECTRIC
CHOICE
THE POWER IS YOURS. USE IT



1-866-PWR-4-TEX
POWERTOCHOOSE.ORG

Total Switch Requests




TDSP	Completed	In Review	Scheduled	Total
Oncor	174,512	1,662	23,796	199,970
Reliant	144,054	465	15,954	160,473
CPL	19,051	79	2,446	21,576
TNMP	5,490	47	438	5,975
WTU	6,505	19	693	7,217
SESCO	0	2	0	2
Total	349,612	2,274	43,327	395,213

*As of July 22, 2002



1-866-PWR-4-TEX
POWERTOCHOOSE.ORG

Switching Activity Since June



T&D Utility	# of Switch Requests since May Report	% increase
----------------------------	--	-------------------


Oncor	50,014	33%
Reliant	39,093	32%
CPL	2,567	14%
TNMP	690	13%
WTU	623	9%
SESCO	-1	-33%

TOTAL	92,986	31%
--------------	---------------	------------



1-866-PWR-4-TEX
POWERTOCHOOSE.ORG

Market Share--MWhs sold in May 2002




Utility	MWH sold		% of MWH Sold	
	Affiliated REP	Non-affiliated w/ TDU	Affiliated REP	Non-affiliated w/ TDU
Oncor	5,929,034	800,285	88.1%	11.9%
Reliant	3,576,668	1,174,380	75.3%	24.7%
CPL	1,280,101	520,598	71.1%	28.9%
TNMP	375,778	100,138	79.0%	21%
WTU	252,593	119,095	68.0%	32.0%
Total	11,414,174	2,714,496	80.8%	19.2%
Chg from April Rpt	703,945	(28,983)	1.2%	(1.2%)



1-866-PWR-4-TEX
POWERTOCHOOSE.ORG

Transfers to POLR




- As of Monday July 22, 2002:
 - 42,387 transfers to POLR have been completed on a cumulative basis
 - This number includes transfers back to the bundled utility during the pilot.
 - This number reflects all cumulative requests to transfer to POLR and may include some customers who have subsequently selected a REP other than the POLR.
 - 19,502 transfers to POLR are scheduled.
 - 7,960 transfers to POLR are in review.



1-866-PWR-4-TEX
POWERTOCHOOSE.ORG

Transfers to POLR through June



T&D Utility	Transfers to POLR* through July 22, 2002	Disconnects through July 2001
Oncor	34,296	83,861
Reliant	32,982	88,088
CPL**	489	38,952
TNMP	2,025	21,566
WTU **	548	10,317
Total	70,340	242,784


*Includes completed, scheduled, and in review

** AEP companies did not report disconnection numbers for Jan. and Feb. 2001



1-866-PWR-4-TEX
POWERTOCHOOSE.ORG

SBF and Low-Income Discounts



- Approximately 528,000 customers received the discount in June
- Based on the reports submitted by REPs for June, approximately \$6.5 million in discounts were given to low income customers in June 2002.
 - includes “catching up” some customers who did not get discount in previous months
 - Includes increased discount of 17% from 10% in previous months
- Approximately \$18 million in discounts given to low income customers year-to-date.



1-866-PWR-4-TEX
POWERTOCHOOSE.ORG