


June 2002 Report Card on Retail Competition



*Public Utility Commission of Texas – Electric
Division*

Residential Market




- Customers have meaningful choices with multiple REPs/products in all areas.

TDSP	# of REPs (inc. AREP)	# of products (inc. PTB)	Renewable Products
Oncor	9	9	1
Reliant	9	9	1
TNMP	5	5	1
CPL	5	5	1
WTU	3	3	0



1-866-PWR-4-TEX
POWERTOCHOOSE.ORG

Changes in Residential Offers from April to May




- The number of REPs actively marketing in each territory hasn't changed. However, the number of publicly disclosed products has.
 - All REPs currently are offering a single product in each area (as disclosed on web site) as opposed to some REPs having multiple offers in previous months.
 - Some REPs do have other offers available that are not publicly posted, or have customers on previously available offers.

- After several months of stable prices, several REPs adjusted their pricing in May.
 - Of 31 offers in May, 10 are higher than equivalent offer in April, 2 are lower, 19 have not changed.
 - Price changes would not have affected customers on term contracts with fixed prices.



1-866-PWR-4-TEX
POWERTOCHOOSE.ORG

Residential Savings Due to Price to Beat Reduction




- Through June 2002, residential customers paid approximately \$441 million less under the price to beat rates as compared to the rates in effect on December 31, 2001.
 - \$124 million from statutorily mandated 6% reduction.
 - \$317 million from reduced fuel costs and the expiration of fuel surcharges.
- At current price to beat rates, customers would save an additional \$604 million when compared to 12/31/01 rates from July through December of 2002.
 - \$176 million from statutorily mandated 6% reduction.
 - \$428 million from reduced fuel costs and the expiration of fuel surcharges.
- Potential savings available if all residential customers switched to lowest cost offer in their area.
 - \$277 million could be realized on an annual basis based on current competitive offers.



1-866-PWR-4-TEX
POWERTOCHOOSE.ORG

Annualized Price to Beat Savings at Current Rates and Additional Potential Savings



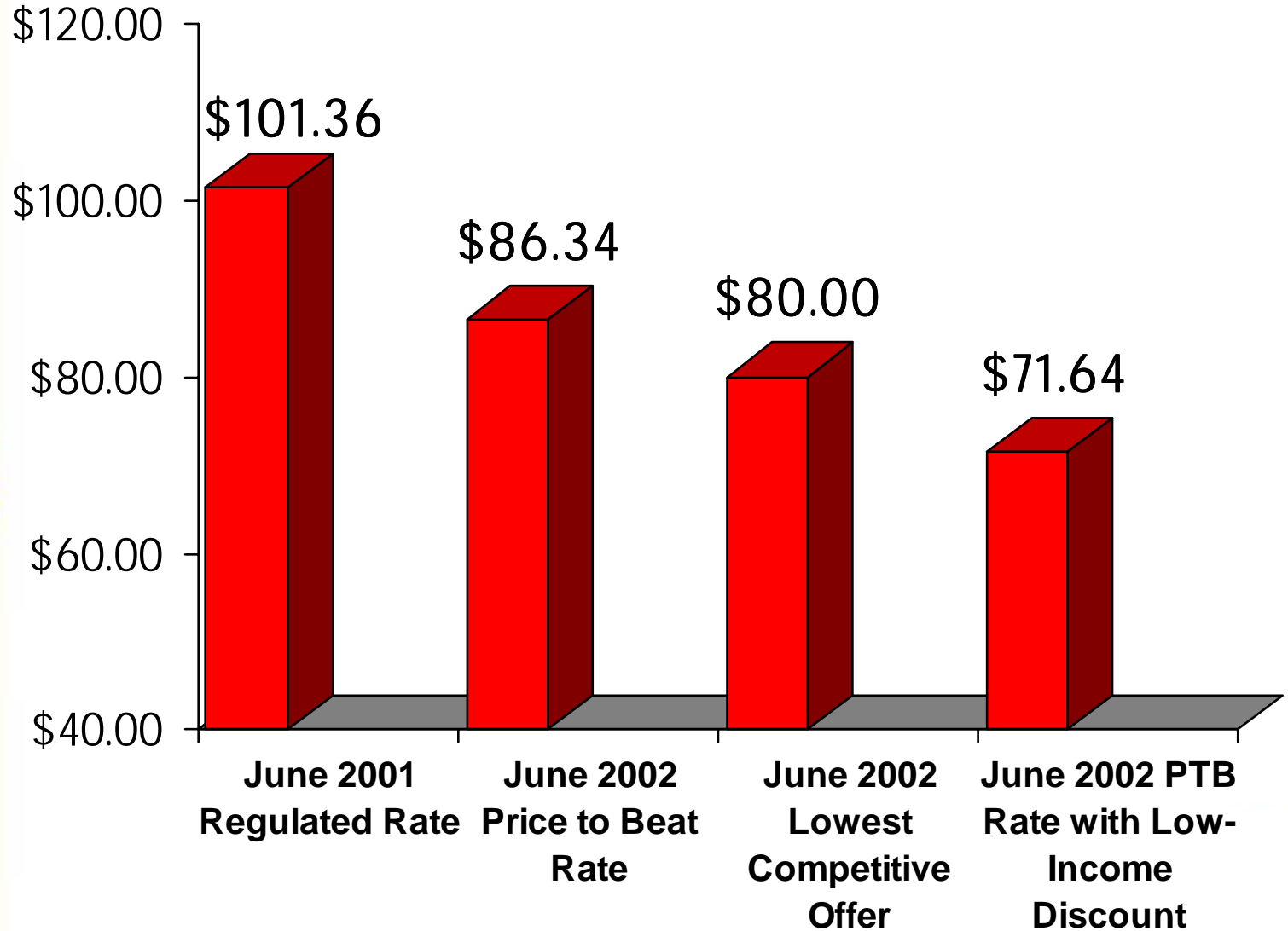
TDSP	Savings due to Price to Beat Reduction	Additional Savings Available from lowest current offer*
Oncor	\$525 million	\$96 million
Reliant	\$395 million	\$137 million
CPL	\$63 million	\$32 million
TNMP	\$45 million	\$6 million
WTU	\$20 million	\$5 million

▪ **TOTAL \$1 Billion \$277 Million**

* lowest verified offer as of 6/1/02

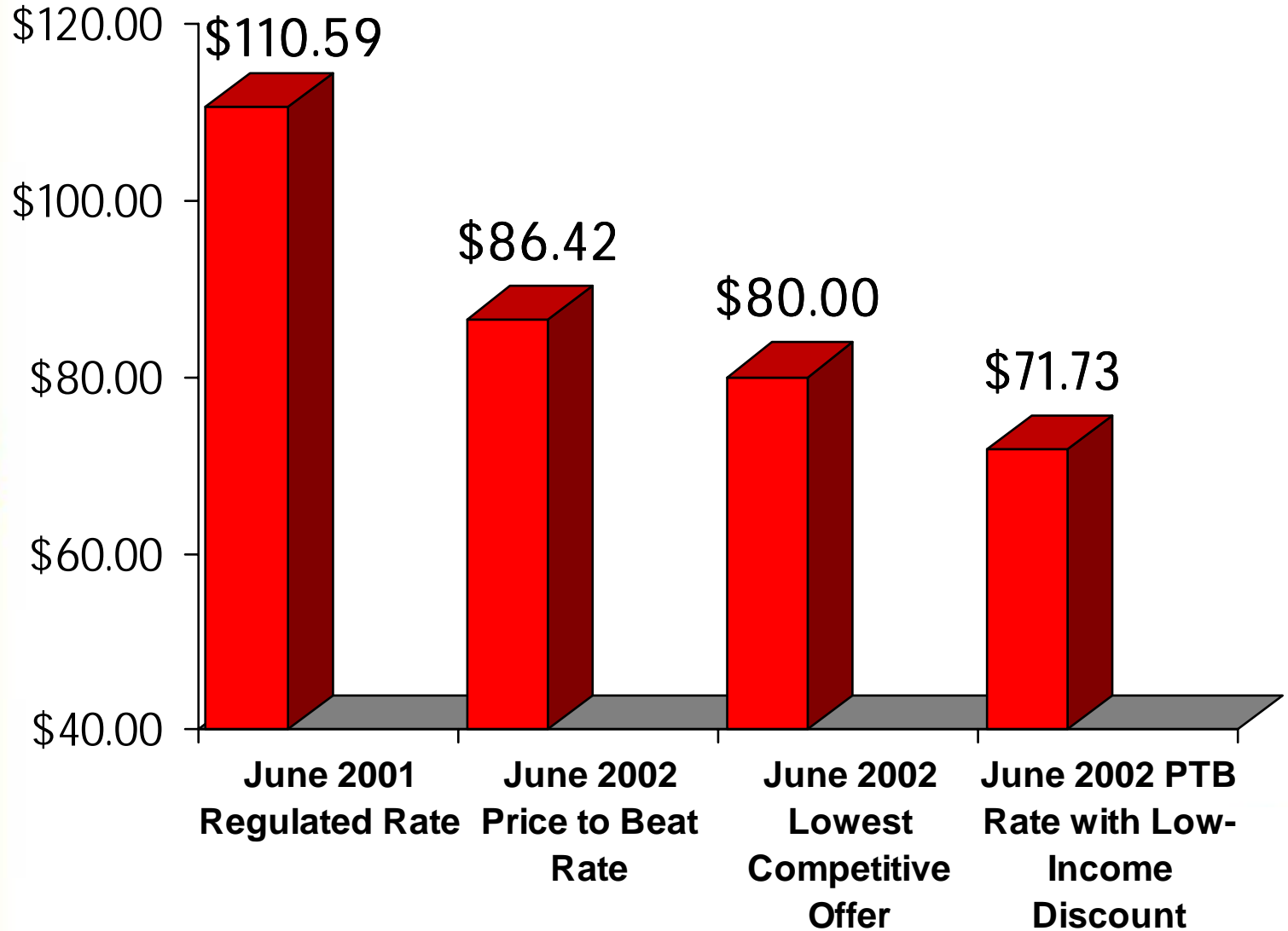


Comparison of June Bills for Household Using 1000 kWh per Month - TXU



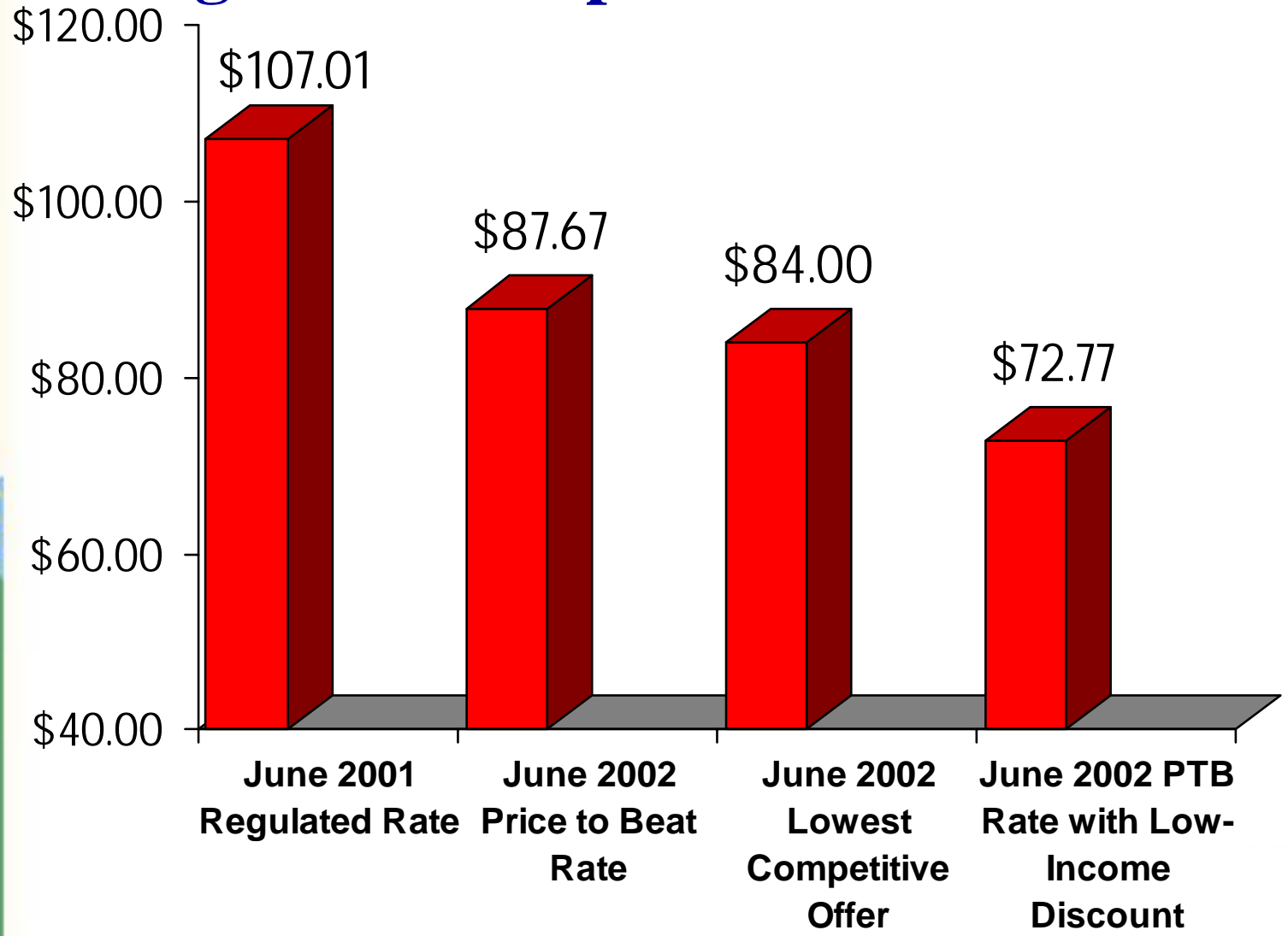
1-866-PWR-4-TEX
POWERTOCHOOSE.ORG

Comparison of June Bills for Household Using 1000 kWh per Month - Reliant



1-866-PWR-4-TEX
POWERTOCHOOSE.ORG

Comparison of June Bills for Household Using 1000 kWh per Month - TNMP

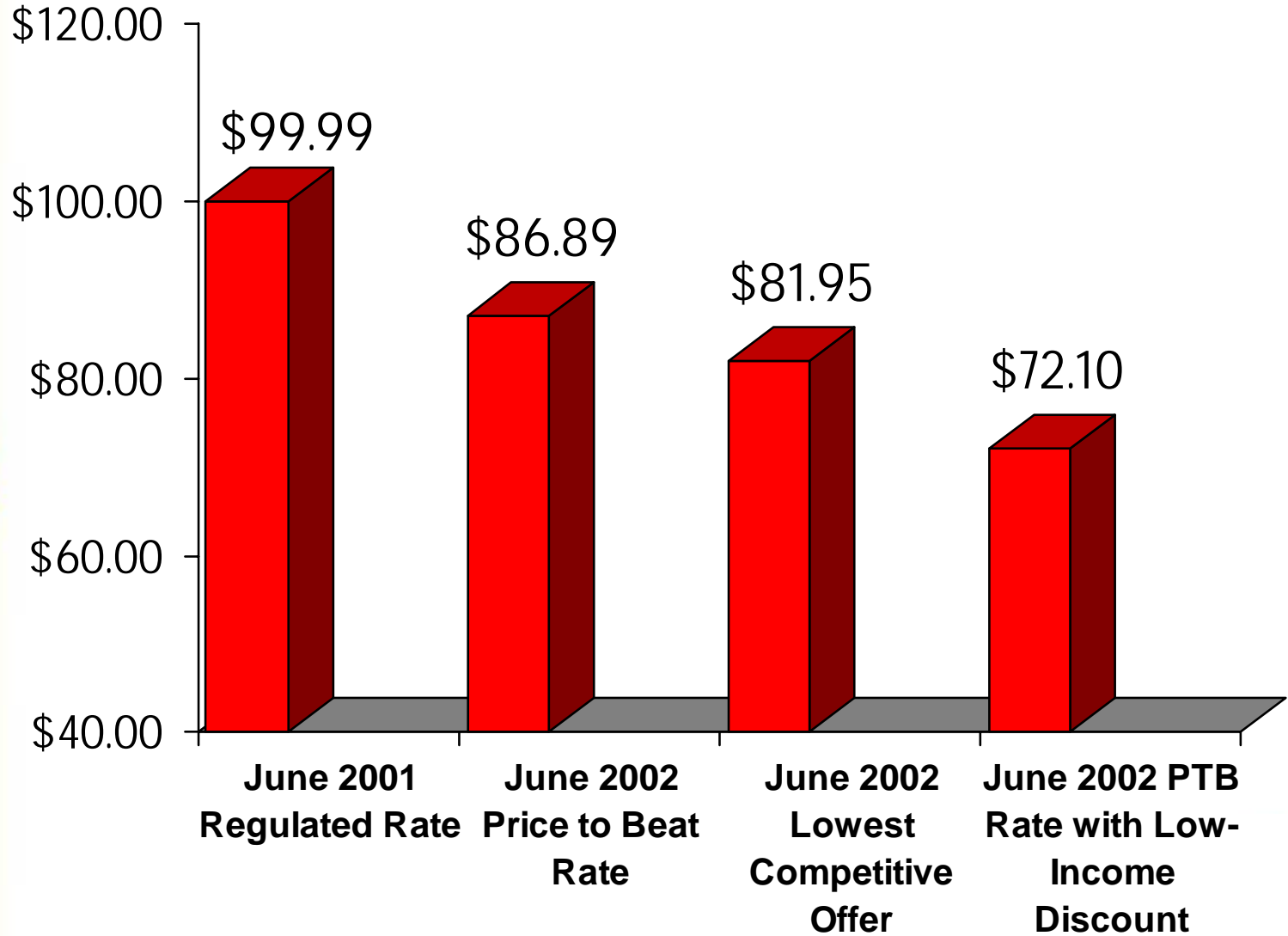



TEXAS
ELECTRIC
CHOICE
THE POWER IS YOURS. USE IT



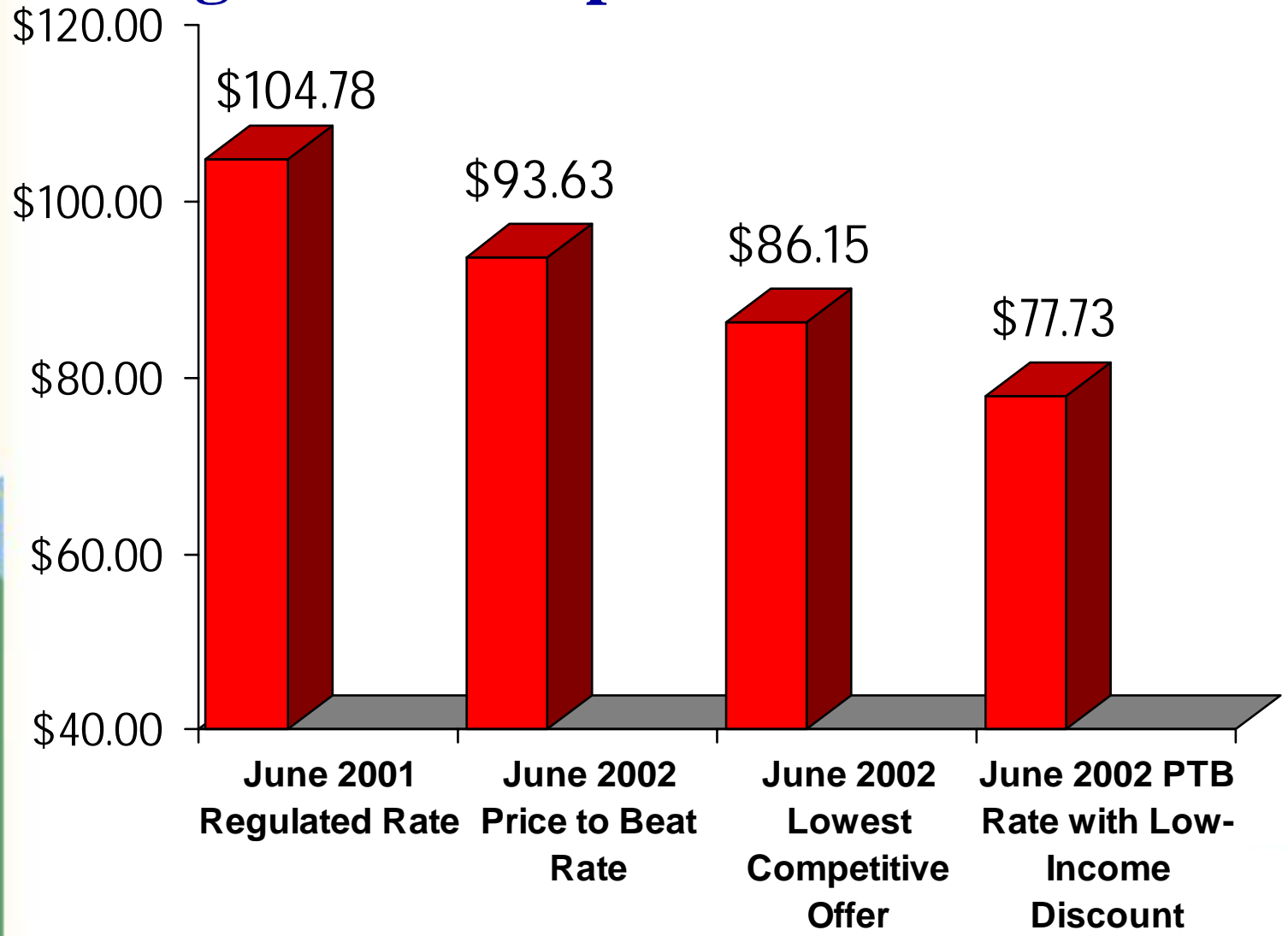
1-866-PWR-4-TEX
POWERTOCHOOSE.ORG

Comparison of June Bills for Household Using 1000 kWh per Month – CPL



1-866-PWR-4-TEX
POWERTOCHOOSE.ORG

Comparison of June Bills for Household Using 1000 kWh per Month - WTU




TEXAS
ELECTRIC
CHOICE
THE POWER IS YOURS. USE IT



1-866-PWR-4-TEX
POWERTOCHOOSE.ORG

Estimates of Commercial and Industrial Savings




- Staff intends on updating estimates of C&I savings in July after receiving additional information that will be requested as part of the Scope of Competition Report.



1-866-PWR-4-TEX
POWERTOCHOOSE.ORG


Total Switch Requests



TDSP	Completed	In Review	Scheduled	Total
Oncor	125,338	12,558	12,060	149,956
Reliant	109,838	2,576	8,966	121,380
CPL	16,517	185	2,307	19,009
TNMP	4,935	62	288	5,285
WTU	5,965	12	617	6,594
SESCO	0	3	0	3
Total	262,593	15,398	24,240	302,227

***As of June 17, 2002**

Switching Activity Since May



T&D Utility	# of Switch Requests since May Report	% increase
----------------------------	--------------------------------------------------	-------------------


Oncor	16,515	12%
Reliant	5,847	5%
CPL	1,287	7%
TNMP	224	4%
WTU	315	5%
SESCO	0	0%

TOTAL	24,188	9%
--------------	---------------	-----------



1-866-PWR-4-TEX
POWERTOCHOOSE.ORG

Market Share – MWhs Sold April 2002




Utility	MWhs Sold		% of MWhs Sold	
	Affiliated REP	Non-affiliated w/ TDU	Affiliated REP	Non-affiliated w/ TDU
Oncor	5,459,014	923,896	85.5%	14.5%
Reliant	3,572,320	1,165,420	75.4%	24.6%
CPL	1,097,937	490,244	69.1%	30.9%
TNMP	315,493	88,589	78.1%	21.9%
WTU	265,465	75,329	77.9%	22.1%
Total	10,710,229	2,743,479	79.6%	20.4%



1-866-PWR-4-TEX
POWERTOCHOOSE.ORG

Transfers to POLR




- As of Monday June 17, 2002:
 - 13,410 transfers to POLR have been completed on a cumulative basis
 - This number includes transfers back to the bundled utility during the pilot.
 - This number reflects all cumulative requests to transfer to POLR and may include some customers who have subsequently selected a REP other than the POLR.
 - 9,833 transfers to POLR are scheduled.
 - 4,676 transfers to POLR are in review.



1-866-PWR-4-TEX
POWERTOCHOOSE.ORG

Transfers to POLR through June



T&D Utility	Transfers to POLR* through June 17, 2002	Disconnects through June 2001
Oncor	16,679	74,545
Reliant	10,793	80,027
CPL**	3	36,457
TNMP	1,014	20,545
WTU **	1	9,041
Total	28,490	220,615


*Includes completed, scheduled, and in review

** AEP companies did not report disconnection numbers for Jan. and Feb. 2001



1-866-PWR-4-TEX
POWERTOCHOOSE.ORG

SBF and Low-Income Discounts



- Approximately 470,000 customers identified in the files LIDA provides to REPs that were used for April billings.
- Based on the reports submitted by REPs for April, approximately \$4.4 million in discounts were given to low income customers in April.
 - includes “catching up” some customers who did not get discount in previous months.
- Approximately \$7.3 million in discounts given to low income customers year-to-date.



1-866-PWR-4-TEX
POWERTOCHOOSE.ORG