

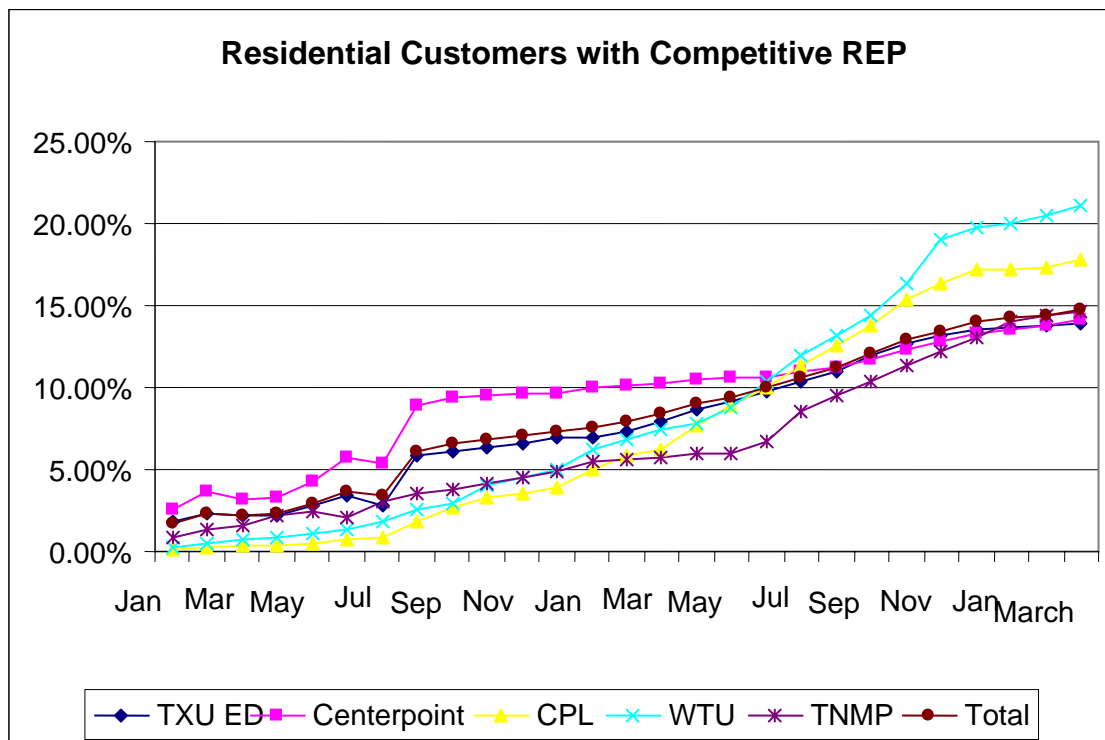
## June 2004 Report Card on Retail Competition

### Competitive Marketplace

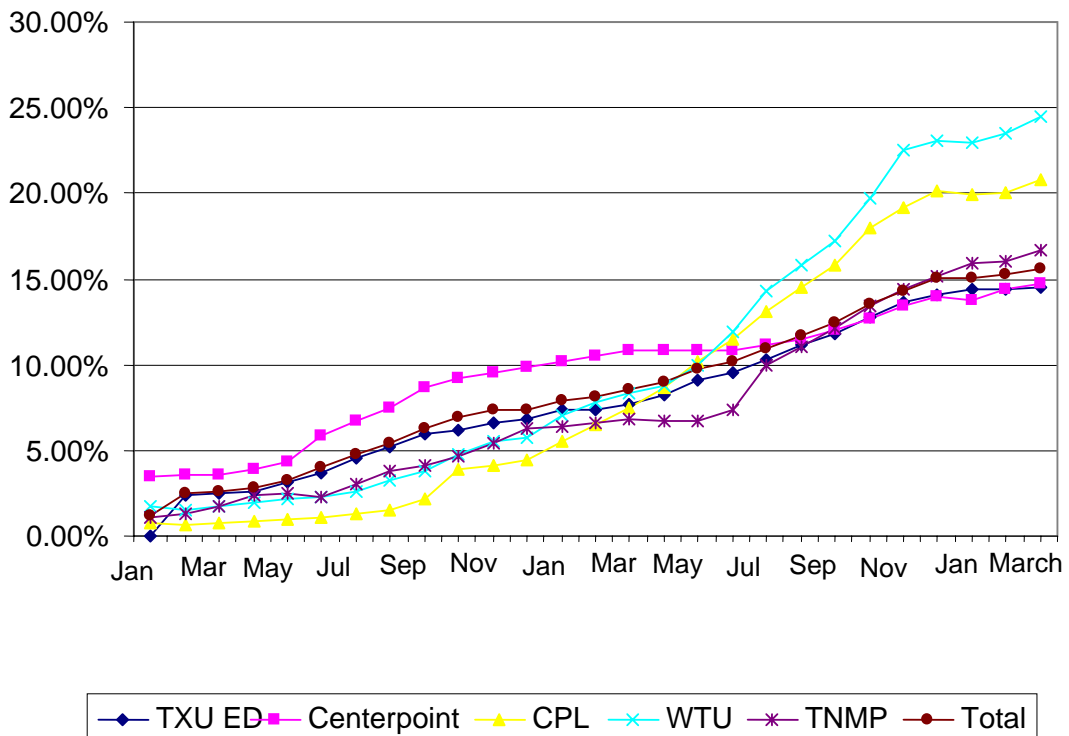
Since the opening of the market in January 2002, competitive market share has steadily increased. As of March, 2004, competitive REPs accounted for approximately 14.8% of residential customers, representing over 15% of residential load. Among customers served at secondary voltage, consisting of most commercial and some small industrial customers, over 20% of customers representing 46% of all load have switched to competitive providers.

Approximately 38% of primary or transmission customers have switched, representing over 63% of the large industrial load. Competition has also appeared in the lighting segment of the market in the AEP Central, AEP North and TNMP territories, with over 20% of lighting load having switched in those territories.

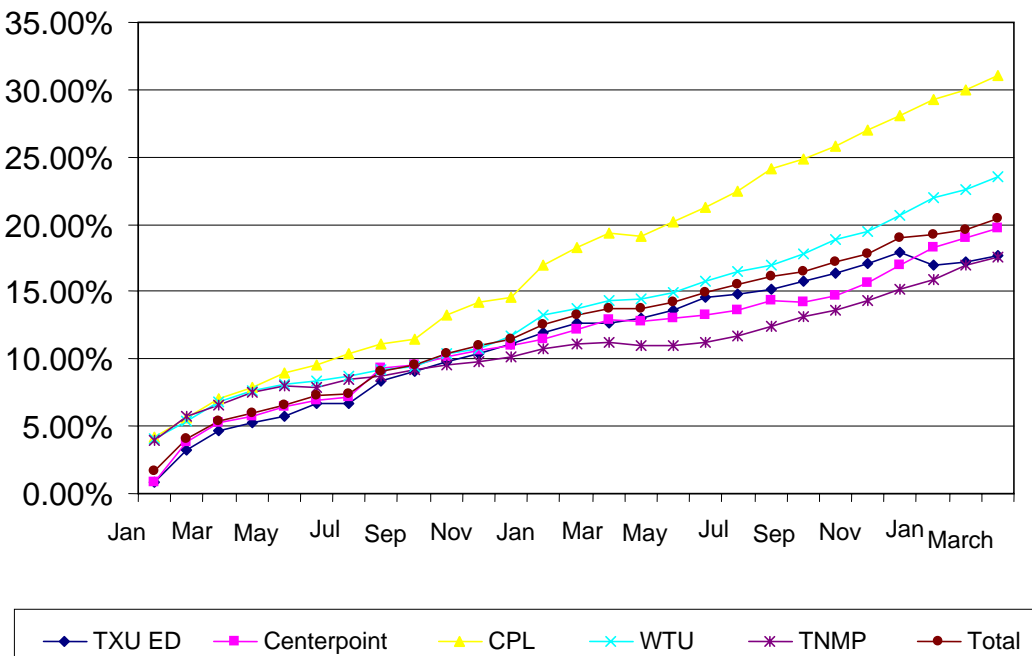
The AEP Central (CPL) and AEP North (WTU) territories have seen the most switching to competitive providers, but all 5 major territories are seeing a steady rise in competitive providers' market shares.

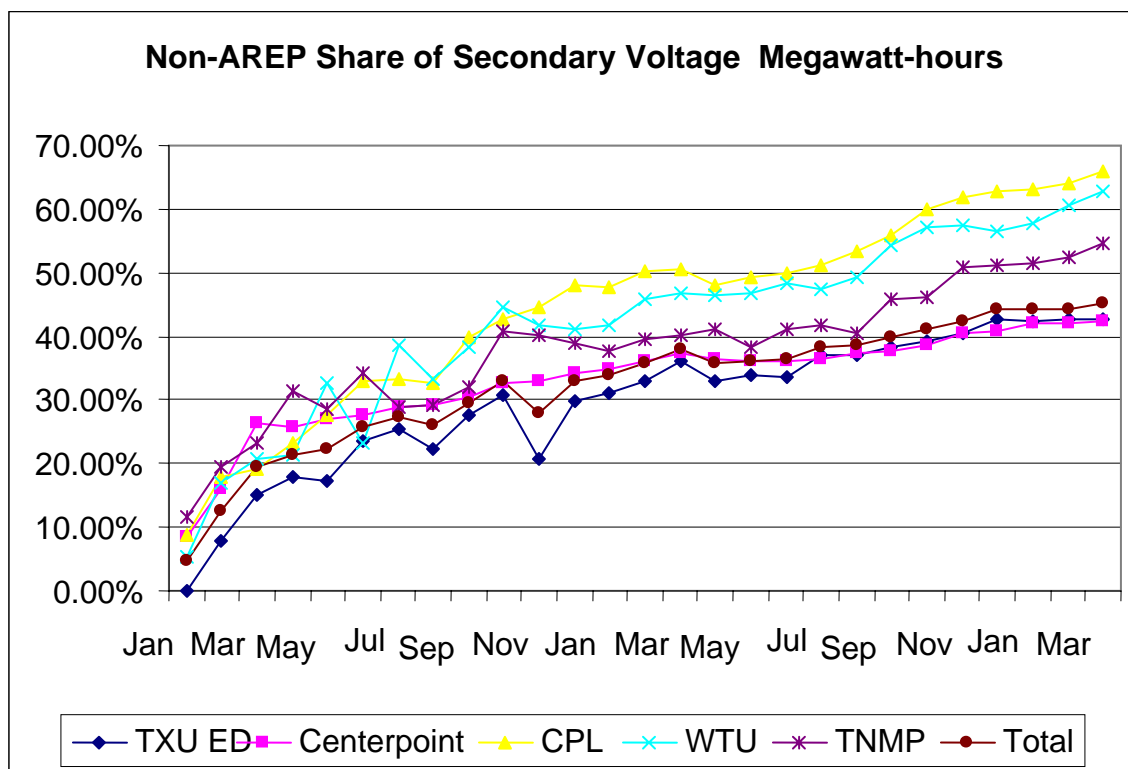


### Residential Megawatt-hours switched to Competitive REP



### Secondary Voltage Customers with Competitive Rep





### System Benefit Fund

T&D Service Area	# of Customers receiving discount	\$ of Discounts Disbursed in December 2003
TXU ED	361,428	\$3.5 million
CenterPoint	217,065	\$2.1 million
CPL	124,764	\$1.2 million
TNMP	20,060	\$182,000
WTU	21,429	\$216,000
Sharyland	218	\$6,300
SESCO	76	\$1,400
<b>December Total</b>	<b>744,831</b>	<b>\$7.239 million</b>
<b>Total Discounts in 2003</b>		<b>\$149 million</b>

## Switching

Since competition opened, over 1.43 million customer switches have been completed. Activity continues to be brisk, with over 110,000 completed since the last report card of March 26, 2004.

### Total Switches as of July 2, 2004

<b>TDSP</b>	<b>Completed</b>	<b>In Review</b>	<b>Scheduled</b>	<b>Total</b>
<b>TXU ED</b>	655,794	206	14,442	<b>670,442</b>
<b>CenterPoint</b>	445,880	110	13,255	<b>459,245</b>
<b>AEP Central (CPL)</b>	208,163	10	8,019	<b>216,192</b>
<b>TNMP</b>	34,624	17	1,168	<b>35,809</b>
<b>AEP North (WTU)</b>	51,003	33	3,264	<b>54,300</b>
<b>Sharyland</b>	6	1	0	<b>7</b>
<b>SESCO</b>	1	0	0	<b>1</b>
<b>TOTAL</b>	<b>1,395,471</b>	<b>377</b>	<b>40,148</b>	<b>1,435,996</b>

## Competitive Choice

All regions continue to have competitive choices available, with at least one renewable product available in each region. TXU Energy Delivery, AEP Central, and AEP North each have renewable products from multiple providers. Entrants in recent months have included Hino Electric, Franklin, and Liberty Power.

<b>TDSP</b>	<b># of REPs serving Residential Customers (incl. AREP)</b>	<b># of Residential products (incl. PTB)</b>	<b># of Renewable Products</b>
<b>TXU ED</b>	19	23	4
<b>CenterPoint</b>	15	17	3
<b>AEP Central (CPL)</b>	14	18	4
<b>TNMP</b>	10	14	4
<b>AEP North (WTU)</b>	9	11	1